

SINGER
61W41,W42

LIST OF PARTS

INDEX



MACHINES

Nos. 61w41 and 61w42

THE SINGER MANUFACTURING COMPANY

	PAGE
ACCESSORIES	27
BINDER AND FOLDER	28
BOBBIN WINDER	29
FEED DOGS	30
KNEE LIFTER	31
KNIFE GRINDER	32
MACHINE No. 61w41	33
" " 61w42	34
NUMERICAL LIST OF PARTS	35
OBSOLETE PARTS	36
RIBBON REEL	37
THROAT PLATES	38

Instructions for Ordering

In ordering from this list, use **ONLY** the **PART** number in the **FIRST** column.

The number stamped on a Sewing Machine Part is the number of the Single Part only, except when the part includes Set Screws, Clamping Screws, Studs and Rollers Spun on, Small Wires riveted, or Parts soldered together, etc., which it is necessary to furnish in combination.

Every combination of parts sent out has its specific number which, although not stamped on Parts (except in above cases) must be used when ordering the combination.

Each number always indicates the **SAME PART** in whatever list it appears, or for whatever Machine.

The letters after some of the numbers indicate the style of finish only, as follows:

- A. Hardened, Polished and Plated.
- B. Polished and Plated.
- C. Hardened only.
- D. Polished only.
- E. Soft, not polished.
- F. Hardened and Polished.
- H. Blued.

These letters **MUST BE USED** when they appear in the list and **AFTER** the number, as in the list.

In this series

- 200001 to 201500 are Screw Numbers.
- 201501 to 201800 are Nut Numbers.
- 201801 to 202000 are Roller Numbers.
- 202001 and upward are numbers of Machine Parts.

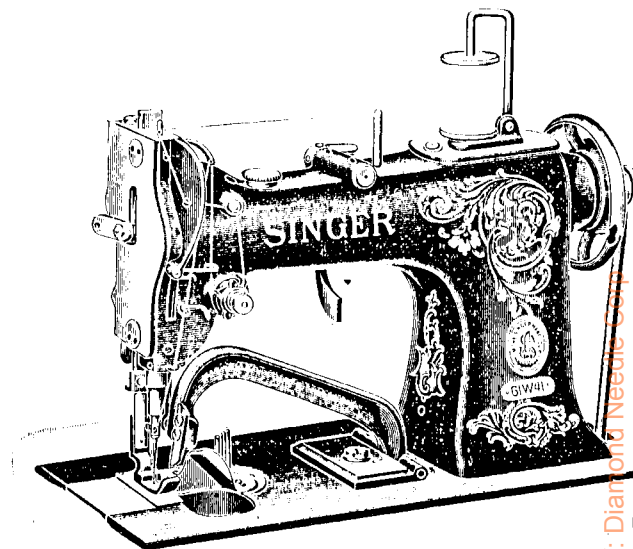
The figures in the second column refer only to the plate in which the illustration of the part is shown and are **NOT TO BE USED** in ordering.

Two or more numbers over a cut indicate that the difference between such parts is not visible in an illustration.

Parts marked with an asterisk (*) are furnished only when repairs are made at the factory.

LIST OF PARTS COMPLETE

FOR



MACHINE No. 61w41

VERTICAL SEAM TRIMMER AND BINDER

For Trimming and Binding Light and Medium Fabrics at One Operation, Using Folded Binding. For Ladies' Waists, Dresses, Muslin Underwear, Wrappers, Etc., Also for Binding and Setting in Sleeves. Knife on Hinged Arm and Can Be Thrown In or Out of Action.

No.	Plate	Name
*206921		Arm with 202243, 202245 and two 200338c
207073	10968	Arm Bushing Hole Plug
200352c	10248	" " Hole Plug Set Screw ..
203091	10954	" Cap
200278H	10244	" " Screw
202248	10244	" " " Washer
203089	10947	" " Spool Holder Base

No.	Plate	Name
203090	10947	Arm Cap Spool Holder Base 203089 with 200079u and 204296
200585u	10373	Arm Cap Spool Holder Base Screw
204296	10947	" " " " Wire
200079u	10668	" " " " Hinge Screw
203092	-----	Arm Cap and Spool Holder complete, Nos. 203090, 203091 and two 200585u
204235	10668	Arm Position Pin
200010E	10245	" Screw (3)
202005	10245	" Washer (3)
206923	10955	" Shaft with 200357E and 203100
202243	10947	" " Bushing (back) with 202244
202244	---	Arm Shaft Bushing (back) Oil Packing (wick)
200338c	10244	Arm Shaft Bushing (back) Set Screw
202245	10947	Arm Shaft Bushing (front) with 202036 and 202260
202260	---	Arm Shaft Bushing (front) Oil Packing (wick)
200502E	10246	Arm Shaft Bushing (front) Oil Packing Thumb Screw
202036	10668	Arm Shaft Bushing (front) Position Pin
200338c	10244	Arm Shaft Bushing (front) Set Screw
202530	10955	Arm Shaft Connection Belt
202252	10244	" " " " Pulley with 200327c, 200602E and two 202253
200602E	10244	Arm Shaft Connection Belt Pulley Position Screw
200327c	10244	Arm Shaft Connection Belt Pulley Set Screw
202253	10244	Arm Shaft Connection Belt Pulley Spring Flange
203100	---	Arm Shaft Oil Packing (wick) ..
200357E	10244	" " " " Stop Screw
202255	10948	Balance Wheel (belt groove 2 1/2 in. diam.) with 200328c and 200335c
200328c	10244	Balance Wheel Position Screw ..
200335c	10244	" " Set Screw
*206924	---	Bed with 202872
202258	12345	" Hinge Connection (2)
200570E	10245	" " " Screw (4) ...
210616	10947	" Slide (front)

No.	Plate	Name
206925	10947	Binder Base Plate with five 226015
206928	10947	" " " 206925 with 200161D, 206927, 225647, 230251 and two 200155F
200577u	10245	Binder Base Plate Screw (2)
206927	10947	" Guard
200161D	10247	" " Screw
225647	10951	" Head, made for tapes or folded strips, from 1/4 to 3/4 in., in steps of 1/8 inch
200155F	10949	Binder Head Screw
230251	10951	" " " Washer
226015	10951	" Tape Tension Pin
202265	10964	Bobbin
*202806	---	" Case
202267	10964	" " Latch
*202056	---	" " " Pin
202269	10964	" " " Plunger
202370	10964	" " " Spring
202716	10964	" " Tension Spring
200984c	10964	" " " " Regulat- ing Screw
200594c	10964	Bobbin Case Tension Spring Screw
202533	10964	Bobbin Case complete, Nos. 200594c, 200984c, 202056, 202267, 202269, 202270, 202716 and 202806
206951	10947	Face Plate
206929	10953	Feed Bar with 206970
200641c	10246	" " Hinge Screw (driving)
201522E	10246	" " " " Nut
202756	10953	" " Lifting Connection Link
206932	---	" " " " " Bushing
206970	---	Feed Bar Lifting Connection Link Bushing (for Feed Bar)
260182E	10949	Feed Bar Lifting Connection Link Stop Screw
206930	10951	Feed Dog
200106E	10245	" " Screw (2)
202297	10948	" Driving Connection with 200054E and 202277
202298	10245	Feed Driving Connection Crank with 200038c
200038c	10245	Feed Driving Connection Crank Pinch Screw
200545c	10245	Feed Driving Connection Hinge Screw
201518E	10245	Feed Driving Connection Hinge Screw Nut

No.	Plate	Name
202277	---	Feed Driving Connection Oil Packing (wick)
200054E	10246	Feed Driving Connection Pinch Screw
202300	10246	Feed Driving Eccentric Regulating Bracket
203134	---	Feed Driving Eccentric Regulating Bracket 202300 with 202252, two each 201014c and 201525E
201014c	10245	Feed Driving Eccentric Regulating Bracket Hinge Screw
201525E	10245	Feed Driving Eccentric Regulating Bracket Hinge Screw Nut
202301	10246	Feed Driving Eccentric Regulating Bracket Plunger
202595	10246	Feed Driving Eccentric Regulating Bracket Plunger Spring
200607c	10246	Feed Driving Eccentric Regulating Bracket Plunger Spring Stop Screw
201014c	10245	Feed Driving Eccentric Regulating Bracket Stop Screw
201525E	10245	Feed Driving Eccentric Regulating Bracket Stop Screw Nut
200429c	10246	Feed Driving Eccentric Regulating Screw
200383c	10246	Feed Driving Eccentric Regulating Screw Check Screw
202303	10948	Feed Driving Rock Shaft
206931	---	" " " " 202303 with 200182E, 200641c, 201522E 202756 and 206929
202305	10245	Feed Driving Rock Shaft Center (2)
200043c	10246	Feed Driving Rock Shaft Center Set Screw (2)
202306	10948	Feed Lifting Connection with 200054E and 202277
*206948	---	Feed Lifting Connection Crank
206952	10954	" " " " 206948 with 200038c and 200378c
200038c	10245	Feed Lifting Connection Crank Pinch Screw
200378c	10668	Feed Lifting Connection Crank Set Screw
202307	10246	Feed Lifting Connection Eccentric with 200382c and 200437c
200437c	10246	Feed Lifting Connection Eccentric Position Screw

No.	Plate	Name
200382c	10373	Feed Lifting Connection Eccentric Set Screw
200545c	10245	Feed Lifting Connection Hinge Screw
201518c	10245	Feed Lifting Connection Hinge Screw Nut
202277	---	Feed Lifting Connection Oil Packing (wick)
200054E	10246	Feed Lifting Connection Pinch Screw
206933	10955	Feed Lifting Rock Shaft (hollow) and Hook Shaft Bearing with 206932
202625	10949	Feed Lifting Rock Shaft Stop Collar with two 200383c
200383c	10246	Feed Lifting Rock Shaft Stop Collar Set Screw
207070	10947	Feed Regulating Spindle with 202311, 202443, 202619 and 210554
*202311	---	Feed Regulating Spindle Head ...
202443	10244	" " " " Pin
202619	10668	" " " " Position Pin
210554	10668	Feed Regulating Spindle Spring (flat)
*206776	---	Hook (sewing)
206777	10964	" 206776 with 200145H, 200596E, 200614c, 202320, 203101, 206751, 206775 and 206852
206740	---	Hook and Bobbin Case complete, Nos. 202533 and 206777
206852	10964	Hook Gib
200614c	10964	" " Hinge Screw
200596E	10964	" " Screw
203101	---	" Oil Wick
*202320	---	" Shaft, 11 $\frac{1}{8}$ in. long
202323	10244	" " Connection Belt Pulley with 202324 and two 201018c ...
201018c	10968	Hook Shaft Connection Belt Pulley Set Screw
202324	10244	Hook Shaft Connection Belt Pulley Spring Flange
202260	---	Hook Shaft Oil Packing (wick) (2)
206775	10968	" " Pin
206751	10968	" Washer
200145H	10964	" " Screw
202445	10958	Knee Lifter Connection Lever with 202446

No.	Plate	Name
202877	—	Knee Lifter Connection Lever 202445 with 200224n, 200262n, 202447 and 202876
200224n	10248	Knee Lifter Connection Lever Hinge Screw
202447	10958	Knee Lifter Connection Lever Lift- ing Rod with 202302
202302	10248	Knee Lifter Connection Lever Lift- ing Rod Cotter Pin
202446	10246	Knee Lifter Connection Lever Pin
202876	10958	" " Lifting Lever
200262n	10248	" " " " Hinge Screw
206934	10951	Knife
207062	10967	" Arm with 200076b
207063	10967	" " Base Plate with two 200061b
207064	10967	Knife Arm Base Plate 207063 with 207062 and two 207065
206939	10951	Knife Arm Base Plate Position Plate
200574e	10949	Knife Arm Base Plate Position Plate Screw (2)
200540c	10949	Knife Arm Base Plate Screw
202622	10949	" " " " " Wash- er
207065	10951	Knife Arm Center
200061b	10968	" " " Set Screw
206941	10951	" " Driving Link
200994c	10949	" " " " Hinge Screw (lower)
200993c	10949	Knife Arm Driving Link Hinge Screw (upper)
202887	10948	Knife Bar
206940	10949	" " Cross Head
206942	—	" " " " 206940 with 200993c, 200994c and 206941
200898b	10949	Knife Bar Cross Head Screw (2)
202889	10373	" " Driving Eccentric with 200382c and 200437c
202890	10373	Knife Bar Driving Eccentric Fork with 200382c and 201464c
201464c	10968	Knife Bar Driving Eccentric Fork Position Screw
200382c	10373	Knife Bar Driving Eccentric Fork Set Screw
200437c	10246	Knife Bar Driving Eccentric Posi- tion Screw

No.	Plate	Name
200382c	10373	Knife Bar Driving Eccentric Set Screw
202891	10947	Knife Bar Driving Shaft Crank with 200694e and 201525e
200694e	10373	Knife Bar Driving Shaft Crank Screw Stud
201525e	10245	Knife Bar Driving Shaft Crank Screw Stud Nut
202892	10373	Knife Bar Friction Gib
202893	10373	" " Lifting Spring (spiral)
202894	10949	" " " " Bracket
200585n	10373	" " " " " " Screw (2)
200485i	10373	Knife Bar Lifting Spring Thumb Screw
206949	10949	Knife Bar Stop Plate (lower) Face Plate Hinge and Holder
206950	10949	Knife Bar Stop Plate (upper) and Face Plate Stop
200582n	10252	Knife Bar Stop Plate Screw (4) ...
200076b	10949	" Screw
202898	10947	" Switch out Handle with two 200373c
200373c	10373	Knife Switch out Handle Set Screw
202899	10373	" " " Shaft
202900	10373	" " " Spring (spiral)
202901	10949	Needle Bar with 200141e
202550	—	" " Bushing
207022	—	" " " 202550 with 202901
200352c	10248	Needle Bar Bushing Set Screw ...
202331	10248	" " Connecting Link
202332	10668	" " " " Oil Guard
200161b	10247	Needle Bar Connecting Link Oil Guard Screw
202333	10248	Needle Bar Connecting Link Stud with 202254
202254	—	Needle Bar Connecting Link Stud Oil Packing (wick)
200374c	10668	Needle Bar Connecting Link Stud Set Screw
*206891	—	Needle Bar Connecting Stud
202329	10248	" " " " 206891 with 200086c and 202330
202330	—	Needle Bar Connecting Stud Oil Packing (wick)

No.	Plate	Name
200086c	10248	Needle Bar Connecting Stud Pinch Screw
202328	10947	Needle Bar Crank with 200335c, 200428c, 202333 and two 200374c
203117	----	Needle Bar Crank 202328 with 202329, 202331 and 202398 to 202400
203172	10248	Needle Bar Crank Friction Washer
200428c	10248	" " " Position Screw ..
200335c	10244	" " " Set Screw
200141F	10248	" Set Screw
202335	10948	Presser Bar (hollow) with 200074F
207072	10249	" " Bushing
200352c	10248	" " " Set Screw
202339	10249	" " Lifter
200653c	10249	" " " Hinge Screw ..
202903	10949	" " Lifting Releasing Lever Bracket
200260D	10249	Presser Bar Lifting Releasing Lever Bracket Guide Screw
202342	10249	Presser Bar Lifting Releasing Lever Bracket Spring (spiral)
202337	10249	Presser Bar Position Guide
202338	10249	" " " " Lever with 200086c
200086c	10248	Presser Bar Position Guide Lever Pinch Screw
200352c	10248	Presser Bar Position Guide Set Screw
202343	10949	Presser Bar Spring
202346	10249	" " " Stop Rod
200492D	10249	" " Thumb Screw (pressure regulating)
202090	10949	Presser Foot Hinge Pin
206943	---	" " Plate
202923	---	" " Shank
206944	10951	Presser Foot (hinged) complete, for trimming margins from $\frac{1}{4}$ to $\frac{1}{2}$ in., in steps of $\frac{1}{16}$ in., Nos. 202090, 202923 and 206943
200074F	10249	Presser Foot Screw
202397	10668	Take-up (auxiliary)
200842F	10668	" " Screw
202398	10247	" Lever
202399	10247	" " Driving Stud with 202277
202277	----	Take-up Lever Driving Stud Oil Packing (wick)

No.	Plate	Name
202400	10247	Take-up Lever Hinge Stud with 202423
202423	----	Take-up Lever Hinge Stud Oil Packing (wick)
200383c	10246	Take-up Lever Hinge Stud Set Screw
202401	10247	Take-up Lever Oiling Felt
200132E	10247	" " " " Screw ..
202402	10247	Tension Disc (back)
202403	10247	" " (front)
202404	10247	" Release Plunger
202405	10247	" " Washer
202407	10881	" Spring
200625F	10247	" Stud with 204925
200081F	10968	" " Set Screw
204925	10668	" " Washer
201572B	10881	" Thumb Nut
202409	10252	Tension complete, Nos. 200625F, 201572B, 202402, 202403, 202405, 202407 and 202410
202410	10252	Thread Controller Spring
202411	10252	" " " Stop
200132E	10247	" " " " Screw
202412	10252	" Guide
202413	10252	" "
202414	10252	" "
202415	10252	" "
202979	10252	" "
200582D	10252	" " Screw
200335D	10252	" " Set Screw
200368D	10668	" " " "
202091	10252	" Retainer Sleeve
202092	10252	" " Spring
204058	10252	" " Stud
200368D	10668	" " " Set Screw
204059	10668	Thread Retainer complete, Nos. 202091, 202092 and 204058
206955	---	Throat Plate, 50 needle hole, for needle sizes 14 and 15, with 202534 and two 200582D
202534	10668	Throat Plate Bobbin Case Stop
200582D	10252	" " " " " Screw
206945	---	Throat Plate Knife Cutting Plate, for trimming margins $\frac{1}{16}$, $\frac{3}{16}$ and $\frac{1}{4}$ inch
200145D	10964	Throat Plate Knife Cutting Plate Screw

No.	Plate	Name
202872	10668	Throat Plate Position Pin
206946	10951	Throat Plate complete, 50 needle hole, for needle sizes 14 and 15, for trimming margins $\frac{1}{8}$, $\frac{3}{8}$ and $\frac{1}{2}$ in., Nos. 206945, 206955 and two 200145u
200576u	10968	Throat Plate Screw (2)

LIST OF PARTS COMPLETE

FOR

MACHINE NO. 61w42

VERTICAL SEAM TRIMMER

For Light and Medium Fabrics. Knife on Hinged

Arm and Can Be Thrown In or Out of Action.

No.	Plate	Name
*206921	---	Arm with 202243, 202245 and two 200338c
207073	10968	Arm Bushing Hole Plug
200352c	10248	" " Hole Plug Set Screw ..
203091	10954	" Cap
200278u	10244	" " Screw
202248	10244	" " " Washer
203089	10947	" " Spool Holder Base
203090	10947	" " " " " 203089 with 200079u and 204296
200585u	10373	Arm Cap Spool Holder Base Screw
204296	10947	" " " " Wire
200079u	10668	" " " " " Hinge Screw
203092	---	Arm Cap and Spool Holder com- plete, Nos. 203090, 203091 and two 200585u
204235	10668	Arm Position Pin
200010E	10245	" Screw (3)
202005	10245	" " Washer (3)
206923	10955	" Shaft with 200357E and 203100
202243	10947	" " Bushing (back) with 202244
202244	---	Arm Shaft Bushing (back) Oil Packing (wick)
200338c	10244	Arm Shaft Bushing (back) Set Screw
202245	10947	Arm Shaft Bushing (front) with 202036 and 202260
202260	---	Arm Shaft Bushing (front) Oil Packing (wick)
200502u	10246	Arm Shaft Bushing (front) Oil Packing Thumb Screw
202036	10668	Arm Shaft Bushing (front) Posi- tion Pin

From the library of: Diamond Needle Corp

No.	Plate	Name
200338c	10244	Arm Shaft Bushing (front) Set Screw
202530	10955	Arm Shaft Connection Belt
202252	10244	" " " " Pulley with 200327c, 200602e and two 202253
200602e	10244	Arm Shaft Connection Belt Pulley Position Screw
200327c	10244	Arm Shaft Connection Belt Pulley Set Screw
202253	10244	Arm Shaft Connection Belt Pulley Spring Flange
203100	---	Arm Shaft Oil Packing (wick) ...
200357e	10244	" " " " Stop Screw
202255	10948	Balance Wheel (belt groove $\frac{3}{4}$ in. diam.) with 200328c and 200335c
200328c	10244	Balance Wheel Position Screw
200335c	10244	" " Set Screw
*206924	---	Bed with 203872
202258	12345	" Hinge Connection (2)
200570e	10245	" " " Screw (4)
207004	10954	" Plate (back)
200577H	10245	" " " Screw (2)
207001	10955	" " (cover plate)
200092D	10949	" " " " Screw
207002	---	" Slide (front)
207003	10954	" " 207002 with 202115 and two 200139e
202115	---	Bed Slide (front) Spring
200139e	10245	" " " " Screw ...
202265	10964	Bobbin
*202806	---	" Case
202267	10964	" " Latch
*202056	---	" " " Pin
202269	10964	" " " Plunger
202270	10964	" " " Spring
202716	10964	" " Tension Spring
200984c	10964	" " " " Regulat- ing Screw
200594c	10964	Bobbin Case Tension Spring Screw
202533	10964	Bobbin Case complete, Nos. 200594c, 200984c, 202056, 202267, 202269, 202270, 202716 and 202806
206951	10947	Face Plate
206929	10953	Feed Bar with 206970
200641c	10246	" " Hinge Screw (driving)..
201522e	10246	" " " " Nut
202756	10953	" " Lifting Connection Link
206932	---	" " " " " Bushing

No.	Plate	Name
206970	---	Feed Bar Lifting Connection Link Bushing (for Feed Bar)
200182e	10949	Feed Bar Lifting Connection Link Stop Screw
207025	10968	Feed Dog
200106e	10245	" " Screw (2)
202297	10948	" Driving Connection with 200054e and 202277
202298	10245	Feed Driving Connection Crank with 200038c
200038c	10245	Feed Driving Connection Crank Pinch Screw
200545c	10245	Feed Driving Connection Hinge Screw
201518e	10245	Feed Driving Connection Hinge Screw Nut
202277	---	Feed Driving Connection Oil Packing (wick)
200054e	10246	Feed Driving Connection Pinch Screw
202300	10246	Feed Driving Eccentric Regulating Bracket
203134	---	Feed Driving Eccentric Regulating Bracket 202300 with 202252, two each 201014c and 201525e
201014c	10245	Feed Driving Eccentric Regulating Bracket Hinge Screw
201525e	10245	Feed Driving Eccentric Regulating Bracket Hinge Screw Nut
202301	10246	Feed Driving Eccentric Regulating Bracket Plunger
202595	10246	Feed Driving Eccentric Regulating Bracket Plunger Spring
200607c	10246	Feed Driving Eccentric Regulating Bracket Plunger Spring Stop Screw
201014c	10245	Feed Driving Eccentric Regulating Bracket Stop Screw
201525e	10245	Feed Driving Eccentric Regulating Bracket Stop Screw Nut
200429c	10246	Feed Driving Eccentric Regulating Screw
200383c	10246	Feed Driving Eccentric Regulating Screw Check Screw
202303	10948	Feed Driving Rock Shaft
206931	---	" " " " 202303 with 200182e, 200641c, 201522e, 202756 and 206929
202305	10245	Feed Driving Rock Shaft Center (2)

No.	Plate	Name
200043c	10246	Feed Driving Rock Shaft Center Set Screw (2)
202306	10948	Feed Lifting Connection with 200054E and 202277
*206948	-----	Feed Lifting Connection Crank
206952	10954	" " " " 206948 with 200038c and 200378c
200038c	10245	Feed Lifting Connection Crank Pinch Screw
200378c	10668	Feed Lifting Connection Crank Set Screw
202307	10246	Feed Lifting Connection Eccentric with 200382c and 200437c
200437c	10246	Feed Lifting Connection Eccentric Position Screw
200382c	10373	Feed Lifting Connection Eccentric Set Screw
200545c	10245	Feed Lifting Connection Hinge Screw
201518E	10245	Feed Lifting Connection Hinge Screw Nut
202277	-----	Feed Lifting Connection Oil Packing (wick)
200054E	10246	Feed Lifting Connection Pinch Screw
206933	10955	Feed Lifting Rock Shaft (hollow) and Hook Shaft Bearing with 206932
202625	10949	Feed Lifting Rock Shaft Stop Collar with two 200383c
200383c	10246	Feed Lifting Rock Shaft Stop Collar Set Screw
207070	10947	Feed Regulating Spindle with 202311, 202443, 202619 and 210554
*202311	-----	Feed Regulating Spindle Head
202443	10244	" " " " Pin
202619	10668	" " " " Position Pin
210554	10668	Feed Regulating Spindle Spring (flat)
*206776	---	Hook (sewing)
206777	10964	" 206776 with 200145n, 200596E, 200614c, 202320, 203101, 206751, 206775 and 206852
206740	-----	Hook and Bobbin Case complete, Nos. 202533 and 206777
206852	10964	Hook Glb
200614c	10964	" " Hinge Screw
200596E	10964	" " Screw

No.	Plate	Name
203101	-----	Hook Oil Wick
*202320	-----	" Shaft, 11 ¹ / ₁₆ in. long
202323	10244	" " Connection Belt Pulley with 202324 and two 201018c
201018c	10968	Hook Shaft Connection Belt Pulley Set Screw
202324	10244	Hook Shaft Connection Belt Pulley Spring Flange
202260	-----	Hook Shaft Oil Packing (wick) (2)
206775	10968	" " Pin
206751	10968	" " Washer
200145n	10964	" " Screw
202445	10958	Knee Lifter Connection Lever with 202446
202877	-----	Knee Lifter Connection Lever 202445 with 200224n, 200262n, 202447 and 202876
200224n	10248	Knee Lifter Connection Lever Hinge Screw
202447	10958	Knee Lifter Connection Lever Lifting Rod with 202302
202302	10248	Knee Lifter Connection Lever Lifting Rod Cotter Pin
202446	10246	Knee Lifter Connection Lever Pin
202876	10958	" " Lifting Lever
200262n	10248	" " " " Hinge Screw
207007	10951	Knife
207066	10967	" Arm with two 200076n
207067	10967	" " Base Plate with two 200061n
207068	10967	Knife Arm Base Plate 207067 with 207066 and two 207065
207011	10953	Knife Arm Base Plate Position Plate
200574E	10949	Knife Arm Base Plate Position Plate Screw (2)
200540c	10949	Knife Arm Base Plate Screw
202622	10949	" " " " Washer
207065	10951	" " Center
200061n	10968	" " Set Screw
207006	10953	" " Driving Link
200994c	10949	" " " " Hinge Screw (lower)
200993c	10949	Knife Arm Driving Link Hinge Screw (upper)
202887	10948	Knife Bar
206940	10949	" " Cross Head
207016	-----	" " " " 206940 with 200993c, 200994c and 207006

No.	Plate	Name
200898D	10949	Knife Bar Cross Head Screw (2) ..
202889	10373	" " Driving Eccentric with 200382c and 200437c
202890	10373	Knife Bar Driving Eccentric Fork with 200382c and 201464c
201464c	10968	Knife Bar Driving Eccentric Fork Position Screw
200382c	10373	Knife Bar Driving Eccentric Fork Set Screw
200437c	10246	Knife Bar Driving Eccentric Posi- tion Screw
200382c	10373	Knife Bar Driving Eccentric Set Screw
202891	10947	Knife Bar Driving Shaft Crank with 200694f and 201525e
200694f	10373	Knife Bar Driving Shaft Crank Screw Stud
201525e	10245	Knife Bar Driving Shaft Crank Screw Stud Nut
202892	10373	Knife Bar Friction Gib
202893	10373	" " Lifting Spring (spiral)
202894	10949	" " " " Bracket
200585H	10373	" " " " " " Screw (2)
200485e	10373	Knife Bar Lifting Spring Thumb Screw
206949	10949	Knife Bar Stop Plate (lower) Face Plate Hinge and Holder
206950	10949	Knife Bar Stop Plate (upper) and Face Plate Stop
200582H	10252	Knife Bar Stop Plate Screw (4) ..
200076D	10949	" Screw
202898	10947	" Switchout Handle with two 200373c
200373c	10373	Knife Switchout Handle Set Screw
202899	10373	" " " Shaft
202900	10373	" " " Spring (spiral)
202901	10949	Needle Bar with 200141f
202550	-----	" " Bushing
207022	-----	" " " 202550 with 202901
200352c	10248	Needle Bar Bushing Set Screw ...
202331	10248	" " Connecting Link
202332	10668	" " " " Oil Guard
200161D	10247	Needle Bar Connecting Link Oil Guard Screw

No.	Plate	Name
202333	10248	Needle Bar Connecting Link Stud with 202254
202254	-----	Needle Bar Connecting Link Stud Oil Packing (wick)
200374c	10668	Needle Bar Connecting Link Stud Set Screw
*206891	-----	Needle Bar Connecting Stud
202329	10248	" " " " 206891 with 200086c and 202330
202330	-----	Needle Bar Connecting Stud Oil Packing (wick)
200086c	10248	Needle Bar Connecting Stud Pinch Screw
202328	10947	Needle Bar Crank with 200335c, 200428c, 202333 and two 200374c
203117	-----	Needle Bar Crank 202328 with 202329, 202331 and 202398 to 202400
203172	10248	Needle Bar Crank Friction Washer
200428c	10248	" " " Position Screw
200335c	10244	" " " Set Screw
200141f	10248	" Set Screw
202335	10248	Presser Bar (hollow) with 200074f
207072	10249	" " Bushing
200352c	10248	" " " Set Screw
202339	10249	" " Lifter
200653c	10249	" " " Hinge Screw ...
202903	10949	" " Lifting Releasing Lev- er Bracket
200260D	10249	Presser Bar Lifting Releasing Lev- er Bracket Guide Screw
202342	10249	Presser Bar Lifting Releasing Lev- er Bracket Spring (spiral)
202337	10249	Presser Bar Position Guide
202338	10249	" " " " Lever with 200086c
200086c	10248	Presser Bar Position Guide Lever Pinch Screw
200352c	10248	Presser Bar Position Guide Set Screw
202343	10949	Presser Bar Spring
202346	10249	" " " Stop Rod
200492B	10249	" " Thumb Screw (pres- sure regulating)
207012	10951	Presser Foot, for trimming margins from $\frac{3}{8}$ to $\frac{1}{4}$ in., in steps of $\frac{1}{16}$ inch
200074f	10249	Presser Foot Screw
202397	10668	Take-up (auxiliary)

No.	Plate	Name
200842E	10668	Take-up (auxiliary) Screw
202398	10247	" Lever
202399	10247	" " Driving Stud with 202277
202277	-----	Take-up Lever Driving Stud Oil Packing (wick)
202400	10247	Take-up Lever Hinge Stud with 202423
202423	-----	Take-up Lever Hinge Stud Oil Packing (wick)
200383C	10246	Take-up Lever Hinge Stud Set Screw
202401	10247	Take-up Lever Oiling Felt
200132E	10247	" " " " Screw ..
202402	10247	Tension Disc (back)
202403	10247	" " (front)
202404	10247	" Release Plunger
202405	10247	" " Washer
202407	10881	" Spring
200625E	10247	" Stud with 204925
200084E	10968	" " Set Screw
204925	10668	" " Washer
201572B	10881	" Thumb Nut
202409	10252	Tension complete, Nos. 200625E, 201572B, 202402, 202403, 202405, 202407 and 202410
202410	10252	Thread Controller Spring
202411	10252	" " " Stop
200132E	10247	" " " " Screw
202412	10252	" Guide
202413	10252	" "
202414	10252	" "
202415	10252	" "
202979	10252	" "
200582H	10252	" " Screw
200355H	10252	" " Set Screw
200368H	10668	" " " "
202091	10252	" Retainer Sleeve
202092	10252	" " Spring
204058	10252	" " Stud
200368H	10668	" " " Set Screw
204059	10668	Thread Retainer complete, Nos. 202091, 202092 and 204058
207017	-----	Throat Plate, 50 needle hole, for needle sizes 14 and 15, with 202534, 207069 and two 200582H..
202534	10668	Throat Plate Bobbin Case Stop
200582H	10252	" " " " " " Screw

No.	Plate	Name
207013	---	Throat Plate Knife Cutting Plate, for trimming margins from $\frac{3}{16}$ to $\frac{1}{4}$ in., in steps of $\frac{1}{32}$ inch.....
207069	10968	Throat Plate Knife Cutting Plate Position Pin
200583H	10668	Throat Plate Knife Cutting Plate Screw
207018	10956	Throat Plate complete, 50 needle hole, for needle sizes 14 and 15, for trimming margins from $\frac{3}{16}$ to $\frac{1}{4}$ in., in steps of $\frac{1}{32}$ in., Nos. 200583H, 207013 and 207017
202872	10668	Throat Plate Position Pin
200576H	10968	" " Screw (2)

ACCESSORIES

FOR MACHINE No. 61w41

No.	Plate	Name
202265	10964	Bobbin (5)
*225482	---	" Case Screw Driver Blade ..
*225483	---	" " " " Handle ..
225497	12345	Bobbin Case Screw Driver complete, Nos. 225482 and 225483 ..
206934	10951	Knife (3)
135 x 5	---	Needles, three each, sizes 12 and 14
206945	---	Throat Plate Knife Cutting Plate, for trimming margins $\frac{1}{8}$, $\frac{3}{16}$ and $\frac{1}{4}$ inch
228172	---	Drip Pan with four wood screws $\frac{1}{2}$ in., No. 5
41400	12345	Machine Rest Pin (wood)
36578	12345	Oiler with 36579
36579	12345	" Spout, $3\frac{1}{2}$ in. long, with 120117
120117	---	" " Washer
*225484	---	Screw Driver Blade
*225485	---	" " Handle
225498	12345	Screw Driver complete ($7\frac{1}{4}$ in. long), Nos. 225484 and 225485 ..
225554	12345	Wrench (steel)

BOBBIN WINDER

Swing Automatic, Right Hand

*225451	---	Bobbin Holder
225453	10882	Frame with 202277 and 225438 ..
225454	10882	" Hinge Pin
202277	---	" Oil Packing (wick)
225438	10882	" " Well Cap
225455	10882	" Spring
225456	10882	" " Plunger
202473	10883	Pulley with 200105c
200105c	---	" Set Screw
*225443	---	Spindle
225452	10882	" 225443 with 225451
225444	10882	Stop Latch
200056e	10882	" " Screw
225458	10882	" " Thumb Lever
225459	10882	" " " " Hinge Stud
225460	10882	" " " " Joint Stud

No.	Plate	Name
202478	10882	Stop Latch Trip Lever
200299H	10882	" " " " Hinge Screw
225461	10881	Tension Bracket with 201499B ..
200082D	10881	" " Screw
202104	10881	" " " Washer
2102	10881	" Disc
202407	10881	" Spring
201499B	10881	" Stud
201572B	10881	" " Thumb Nut
225462	10881	Bobbin Winder Tension Bracket complete, Nos. 201572B, 202407, 225461 and two 2102
225433	10883	Bobbin Winder and Tension Bracket Base
225436	10883	Universal Bobbin Winder complete, Nos. 200056E, 200082D, 200299H, 202104, 202473, 202478, 225433, 225444, 225452 to 225456, 225458 to 225460, 225462 and two wood screws $\frac{3}{4}$ in., No. 13, R.I.B.

KNEE LIFTER

227781	10958	Knee Lifter Rock Lever with 200522c and 200529c
227782	---	Knee Lifter Rock Lever 227781 with two each 202451 and 202452
227783	10958	Knee Lifter Rock Lever 227782 with 202985 and 227784
202453	10958	Knee Lifter Rock Lever Knee Plate with 200526c
202985	---	Knee Lifter Rock Lever Knee Plate 202453 with 202455
202455	10958	Knee Lifter Rock Lever Knee Plate Arm (short)
200522c	10953	Knee Lifter Rock Lever Knee Plate Arm Set Screw
200526c	10968	Knee Lifter Rock Lever Knee Plate Set Screw
202451	10958	Knee Lifter Rock Lever Lug with two wood screws $\frac{3}{4}$ in., No. 13u
202452	10953	Knee Lifter Rock Lever Lug Hinge Pin
227784	10958	Knee Lifter Rock Lever Rod, 3 in. long, with 227785

No.	Plate	Name
*227785	---	Knee Lifter Rock Lever Rod Cap or Oil Guard
200529c	10953	Knee Lifter Rock Lever Rod Set Screw
(Other Knee Lifter parts are listed with parts of machine head)		

RIBBON REEL

225663	10955	Ribbon Reel (9 in. diam.) with 225666
225664	---	Ribbon Reel Supporting Spindle ..
225665	10956	" " " " Base with 225664 and two wood screws $\frac{3}{4}$ in., No. 7
230471	10968	Ribbon Reel Supporting Spindle Hub
225666	---	Ribbon Reel Supporting Spindle Hub 230471 with 225980
225980	---	Ribbon Reel Supporting Spindle Hub Base
225976	---	Ribbon Reel (9 in. diam.) complete, Nos. 225663 and 225665

FOR MACHINE NO. 61w42

Same as for Machine No. 61w41 with the following exceptions:

200157B	10951	Attachment Screw
207013	---	Throat Plate Knife Cutting Plate, for trimming margins from $\frac{3}{8}$ to $\frac{1}{4}$ in., in steps of $\frac{1}{16}$ in., in place of 206945
207007	10951	Knife (3), in place of 206934
225180	---	Drip Pan with four wood screws $\frac{1}{2}$ in., No. 5, in place of 228172

Note: Ribbon Reel No. 225976 is not an Accessory for 61w42 Machine.

BINDER AND FOLDER

No.	Plate	Name
231310	10968	Binder and Folder, in gauges $\frac{3}{8}$, $\frac{1}{2}$, $\frac{3}{4}$, $\frac{1}{2}$ and 1 inch
206954	10954	Binder Base Plate
207028	---	" " " 206954 with 200161D and 206927
206927	10947	Binder Guard
200161D	10247	" " Screw
200507B	10953	" Thumb Screw
207038	---	Binder and Folder on Base Plate complete, Nos. 207028, 231310 and two 200507B

KNIFE GRINDER

206977	---	Emery Wheel, 2 in. diameter
206962	10957	" " Driving Shaft
201510D	10957	" " " " Nut
204101	10957	" " " " " Washer
206963	10957	Emery Wheel Driving Shaft Pulley with two 200403c
200403c	10968	Emery Wheel Driving Shaft Pulley Set Screw
206969	---	Emery Wheel Washer (paper)
206964	10954	Knife Grinder Frame with two 54897
54897	10968	Knife Grinder Frame Oil Cup
206965	10957	" Holder Slide Bracket with 200394c, 200457D and 200473B ..
200457D	10957	Knife Holder Slide Bracket Adjusting Screw
206966	10957	Knife Holder Slide Bracket Adjusting Screw Slide Plate
200577B	10245	Knife Holder Slide Bracket Adjusting Screw Slide Plate Screw ..

No.	Plate	Name
200394c	10957	Knife Holder Slide Bracket Set Screw
206967	10957	Knife Holder Slide Bracket Shaft
200473B	10957	" Set Screw
206968	----	Knife Grinder complete, Nos. 200577u, 201510b, 204101, 206962 to 206967, 206977 and two 206969

FOR MACHINE NO. 61w42

This Knife Grinder is the same as for Machine No. 61w41 with the following exceptions:

207026	10957	Knife Holder Slide Bracket with 200394c, 200457b, 200466b and 200473b, in place of 206965
200466b	10968	Knife Set Screw, in place of 200473b
207027	---	Knife Grinder complete, Nos. 200577u, 201510b, 204101, 206962 to 206964, 206966, 206967, 206977, 207026 and two 206969

THROAT PLATES

FOR MACHINE NO. 61w41

206957	----	Throat Plate, 50 needle hole, for needle sizes 14 and 15, with 202534 and two 200582u
206956	---	Throat Plate Knife Cutting Plate, for trimming margins from $\frac{3}{8}$ to $\frac{1}{4}$ in., in steps of $\frac{1}{32}$ inch
206958	10956	Throat Plate complete, 50 needle hole, for needle sizes 14 and 15, for trimming margins from $\frac{3}{8}$ to $\frac{1}{4}$ in., in steps of $\frac{1}{32}$ in., Nos. 206956, 206957 and two 200145u
206960	---	Throat Plate, 50 needle hole, for needle sizes 14 and 15, with 202534 and two 200582u

No.	Plate	Name
206959	----	Throat Plate Knife Cutting Plate, for trimming margins $\frac{1}{8}$ and $\frac{1}{2}$ inch
206961	10956	Throat Plate complete, 50 needle hole, for needle sizes 14 and 15, for trimming margins $\frac{1}{8}$ and $\frac{1}{2}$ in., Nos. 206959, 206960 and two 200145u
206972	----	Throat Plate, 50 needle hole, for needle sizes 14 and 15, with 202534 and two 200582u
206971	---	Throat Plate Knife Cutting Plate, for trimming margins $\frac{1}{8}$ and $\frac{3}{8}$ inch
206973	10960	Throat Plate complete, 50 needle hole, for needle sizes 14 and 15, for trimming margins $\frac{1}{8}$ and $\frac{3}{8}$ in., for binding, Nos. 206971, 206972 and two 200145u
207020	---	Throat Plate, 53 needle hole, for needle sizes 12 and 13, with 202534 and two 200582u
207019	----	Throat Plate, Knife Cutting Plate, for trimming margins $\frac{3}{8}$, $\frac{5}{8}$ and $\frac{1}{2}$ inch
207021	10960	Throat Plate, complete, 53 needle hole, for needle sizes 12 and 13, for trimming margins $\frac{3}{8}$, $\frac{5}{8}$ and $\frac{1}{2}$ in., Nos. 207019, 207020 and two 200145u

FEED DOGS

FOR MACHINE NO. 61w42

No.	Plate	Name
207025	10968	Feed Dog, for coarse work, for 207018

OBSOLETE PARTS

202470	10271	Bobbin Winder Base
202471	10271	" " Frame
202472	10271	" " " Spring
202474	10271	" " Spindle
202475	10272	" " Stop Latch
202477	10272	" " " " Thumb Lever
202479	10271	Bobbin Winder complete, Nos. 200056e, 200161n, 200221b, 201537n, 202470 to 202475, 202477, 202478, three 200299n and two round head wood screws 1 in., No. 13
202480	10271	Bobbin Winder Spool Holder Base with 200355n and 202484
202481	10271	Bobbin Winder Spool Holder Base Spool Pin
202482	10272	Bobbin Winder Spool Holder Tension Disc (lower or upper)
202483	10272	Bobbin Winder Spool Holder Tension Disc Spring (brass)
202484	10272	Bobbin Winder Spool Holder Tension Disc Thread Guide
202485	10271	Bobbin Winder Spool Holder complete, Nos. 200011e, 202480, 202481, 202483, two 202482 and one wood screw 1 in., No. 13n

No.	Plate	Name
206935	10955	Knife Arm with two each 200076b and 200368n, for Machine No. 61w41
207008	10955	Knife Arm with two each 200076b and 200368n, for Machine No. 61w42
207042	10955	Knife Arm with 207045, two each 200076b and 200368n, for 207044
207039	10955	Knife Arm with 207045, two each 200076b and 200368n, for 207041
206936	10955	Knife Arm Base Plate, for Machine No. 61w41
207009	10955	Knife Arm Base Plate, for Machine No. 61w42
207040	10955	Knife Arm Base Plate, with two each 200413c and 201529n, for 207041
207041		Knife Arm Base Plate 207040 with 207039, for Machine No. 61w41 ..
207043	10955	Knife Arm Base Plate, with two each 200413c and 201529n, for 207044
207044		Knife Arm Base Plate 207043 with 207042, for Machine No. 61w42 ..
206937	10954	Knife Arm Hinge Pin
207045	10951	" " Screw Center Bearing

PLATE 10244—FULL SIZE

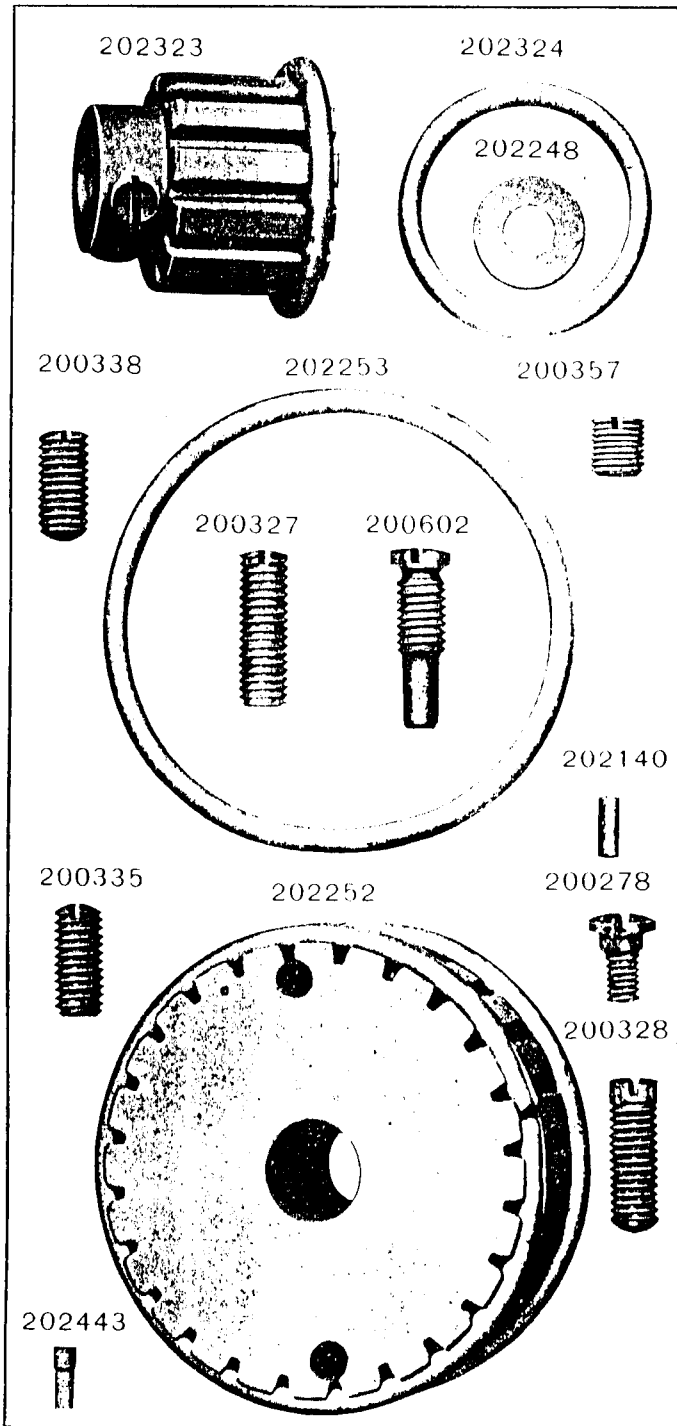
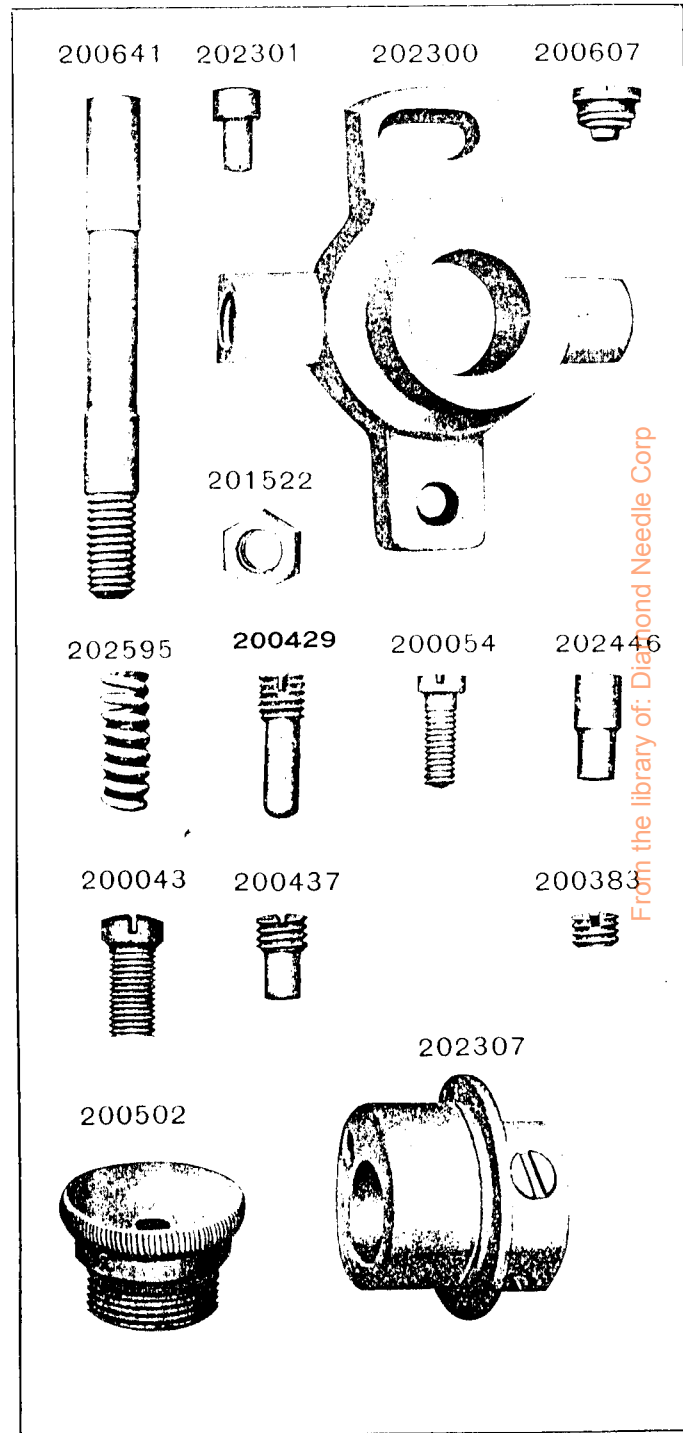


PLATE 10246—FULL SIZE



From the library of: Dial Iron Needle Corp

PLATE 10247—FULL SIZE

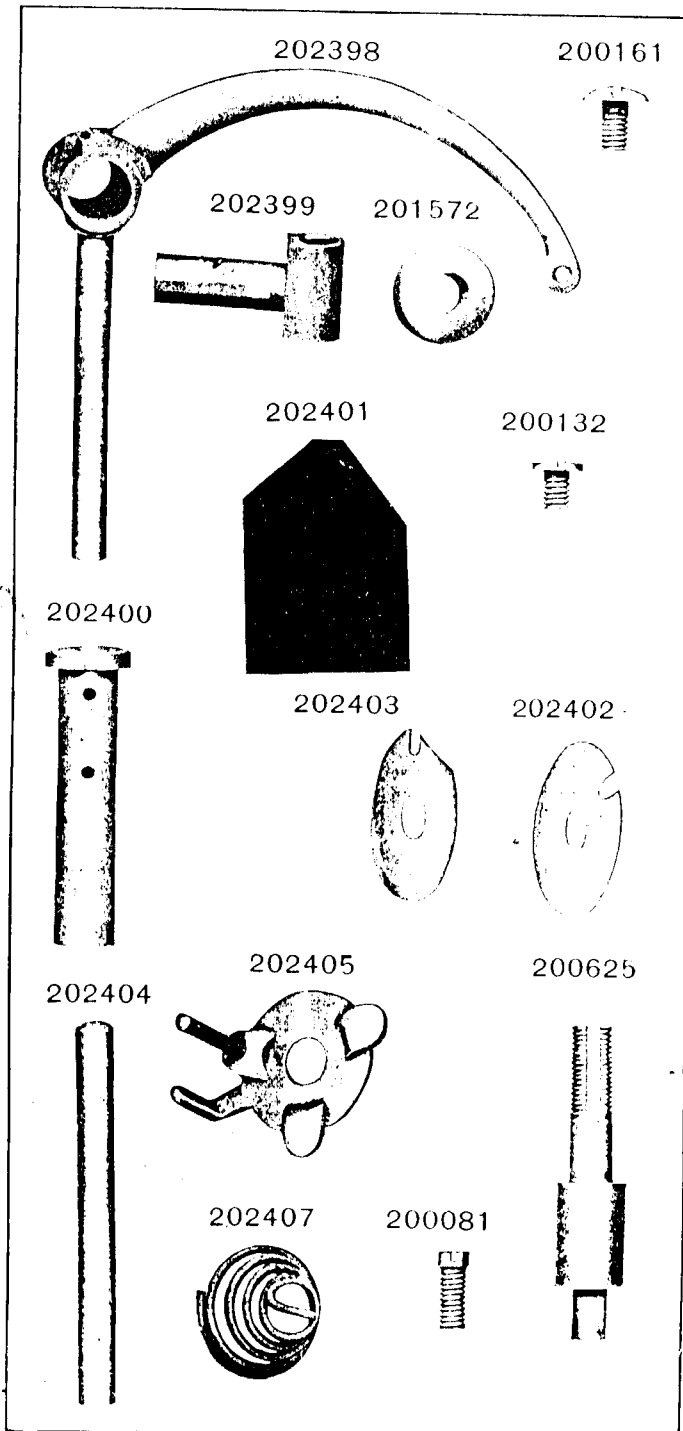
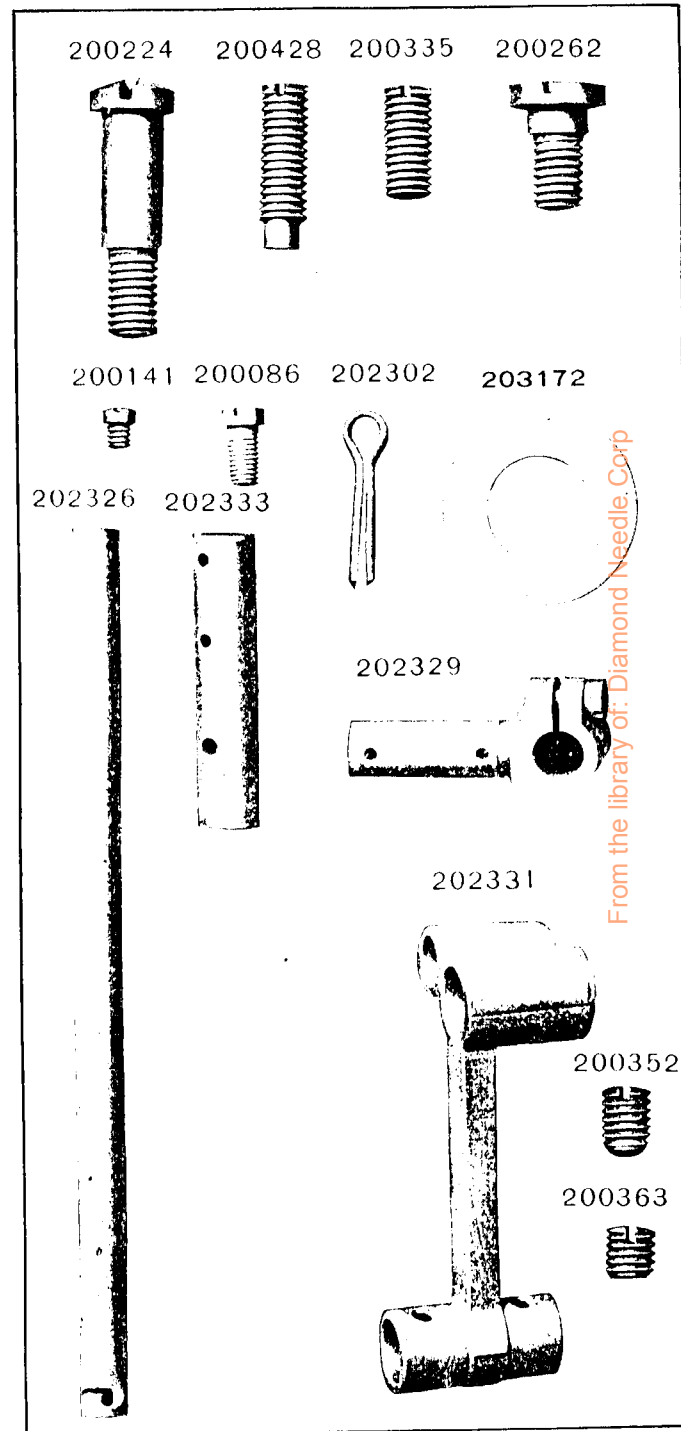


PLATE 10248—FULL SIZE



From the library of: Diamond Needle Corp

PLATE 10249—FULL SIZE

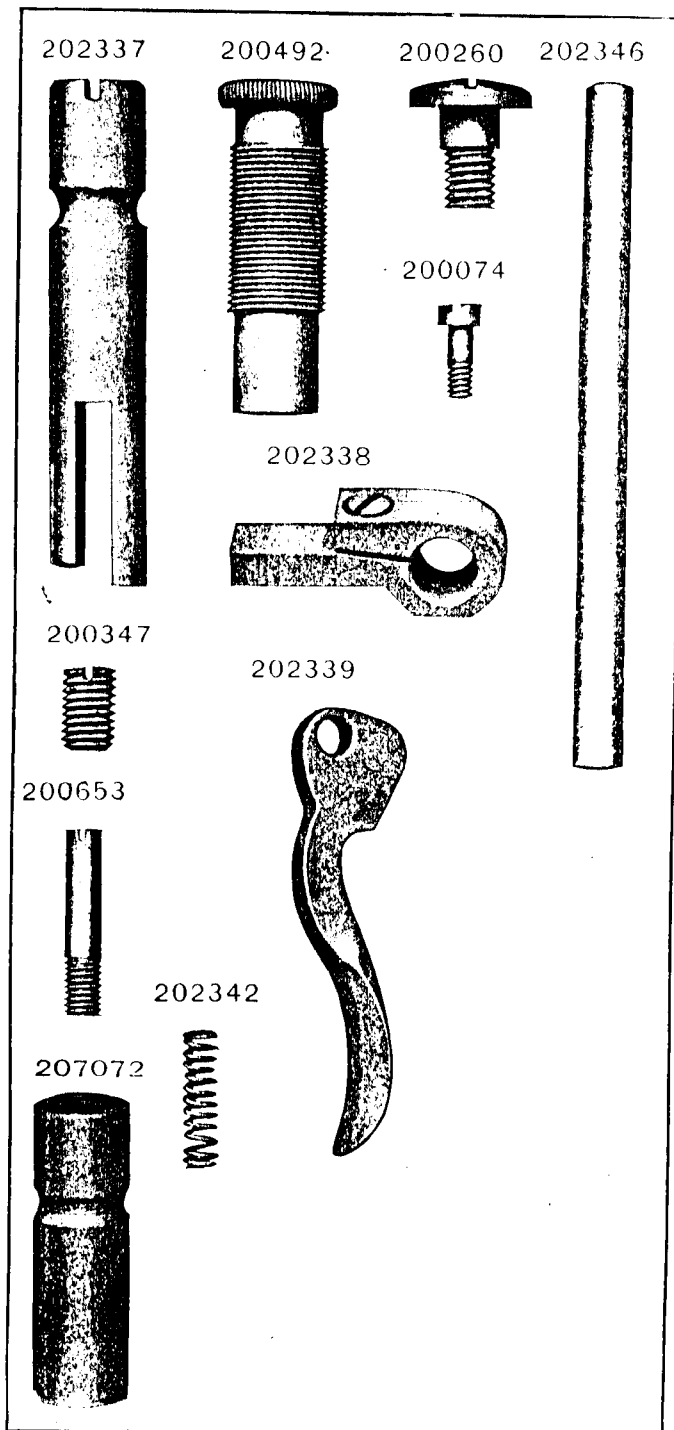
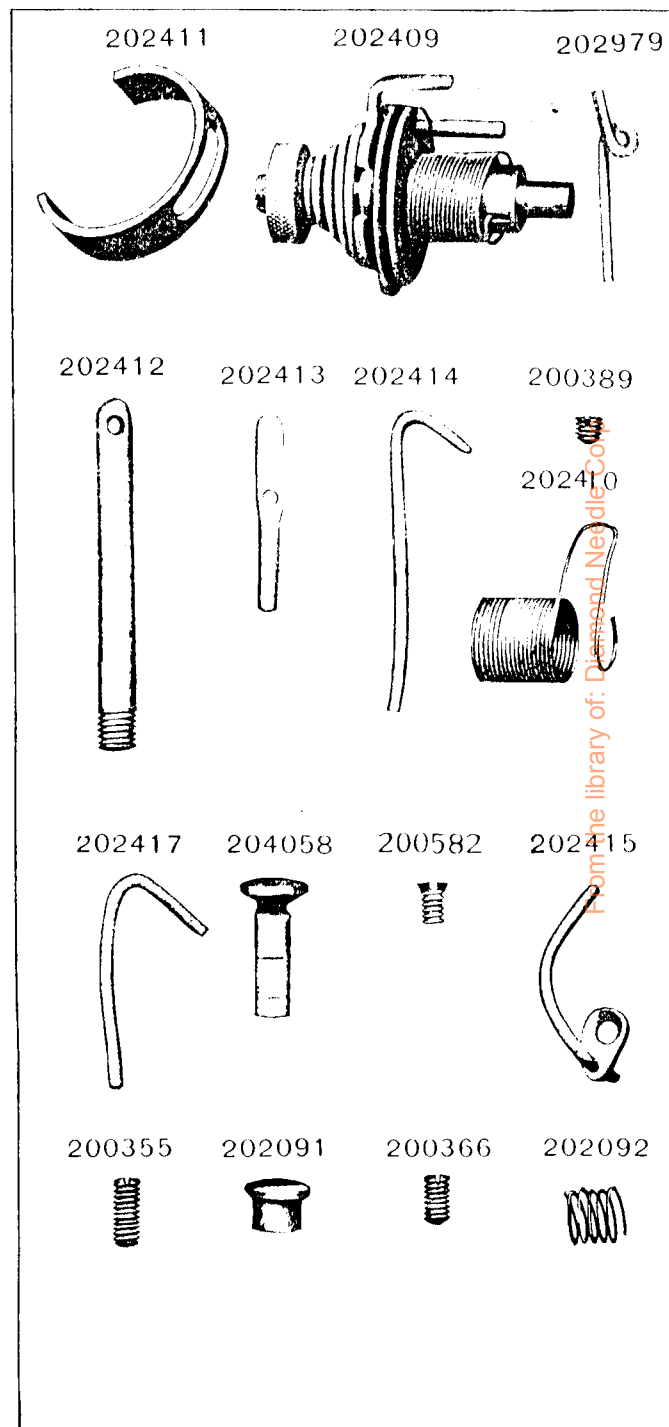


PLATE 10252—FULL SIZE



From the library of: Diamond Needle Corp

PLATE 10271—ONE-HALF SIZE

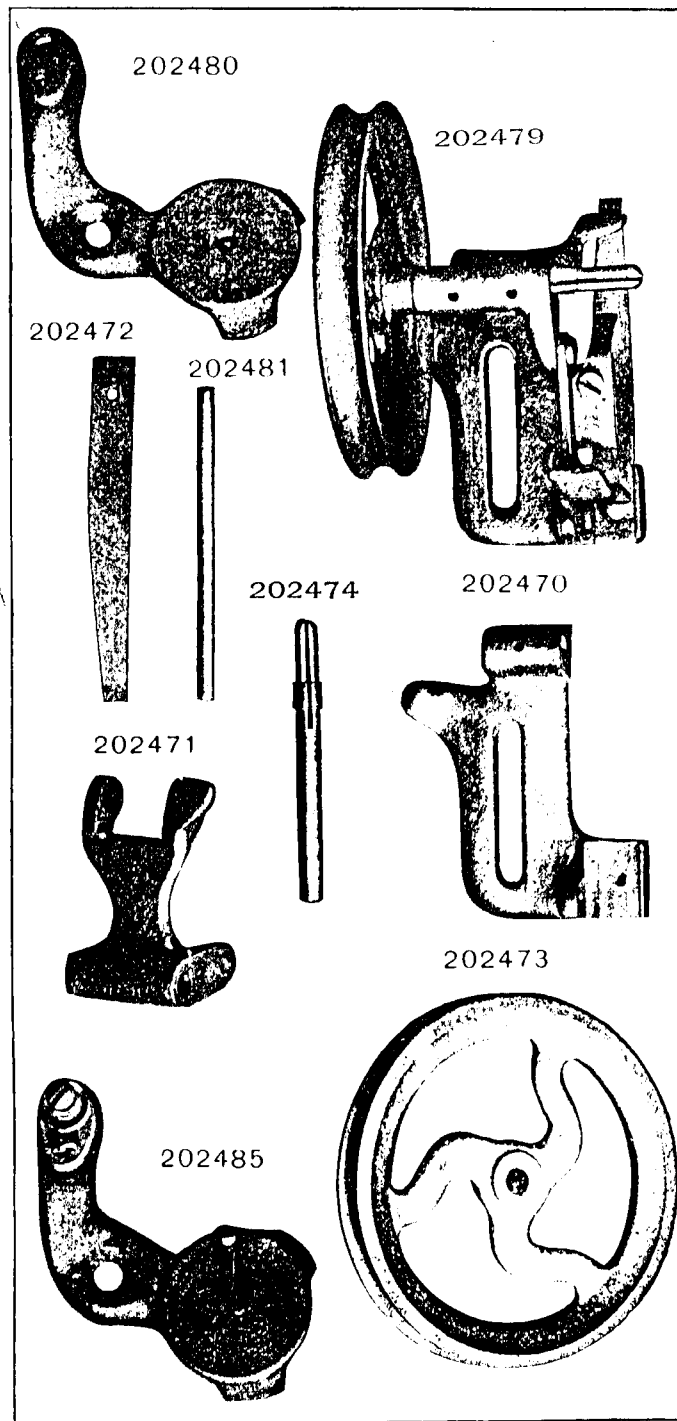
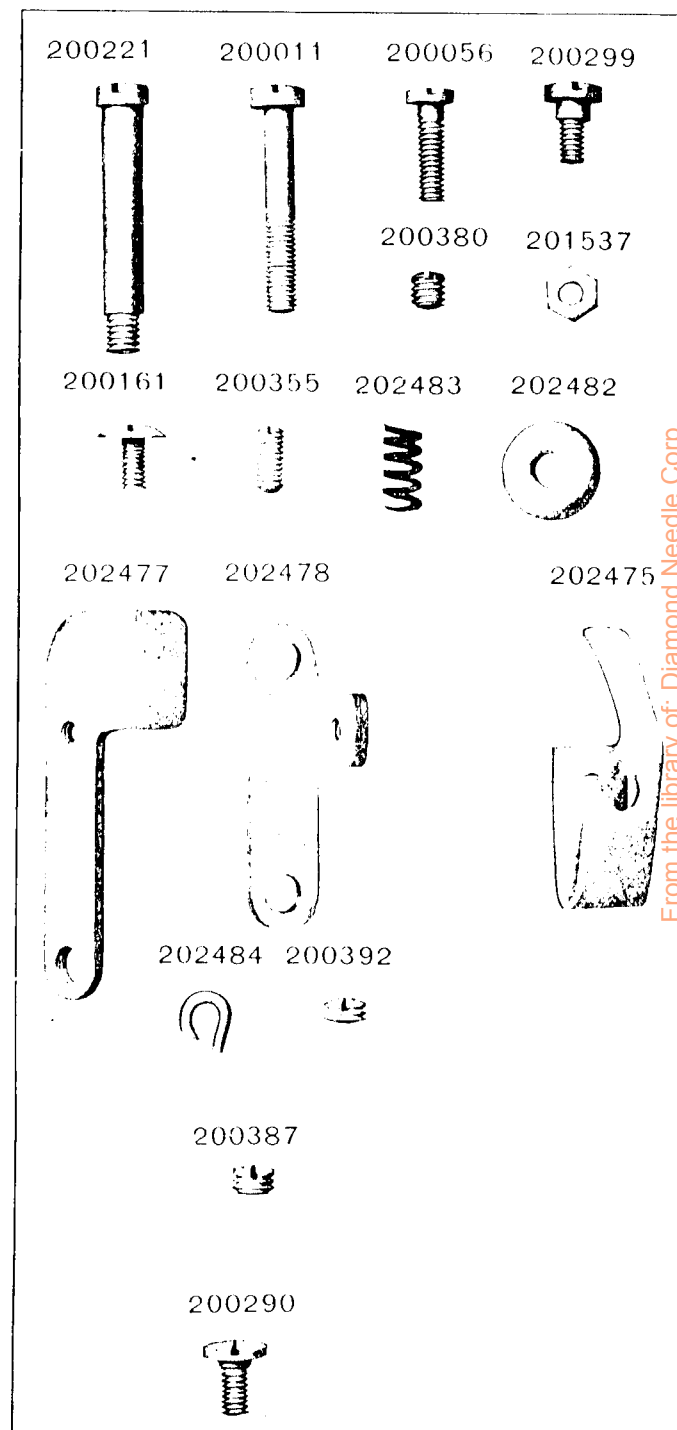


PLATE 10272—FULL SIZE



From the library of: Diamond Needle Corp

PLATE 10373—FULL SIZE

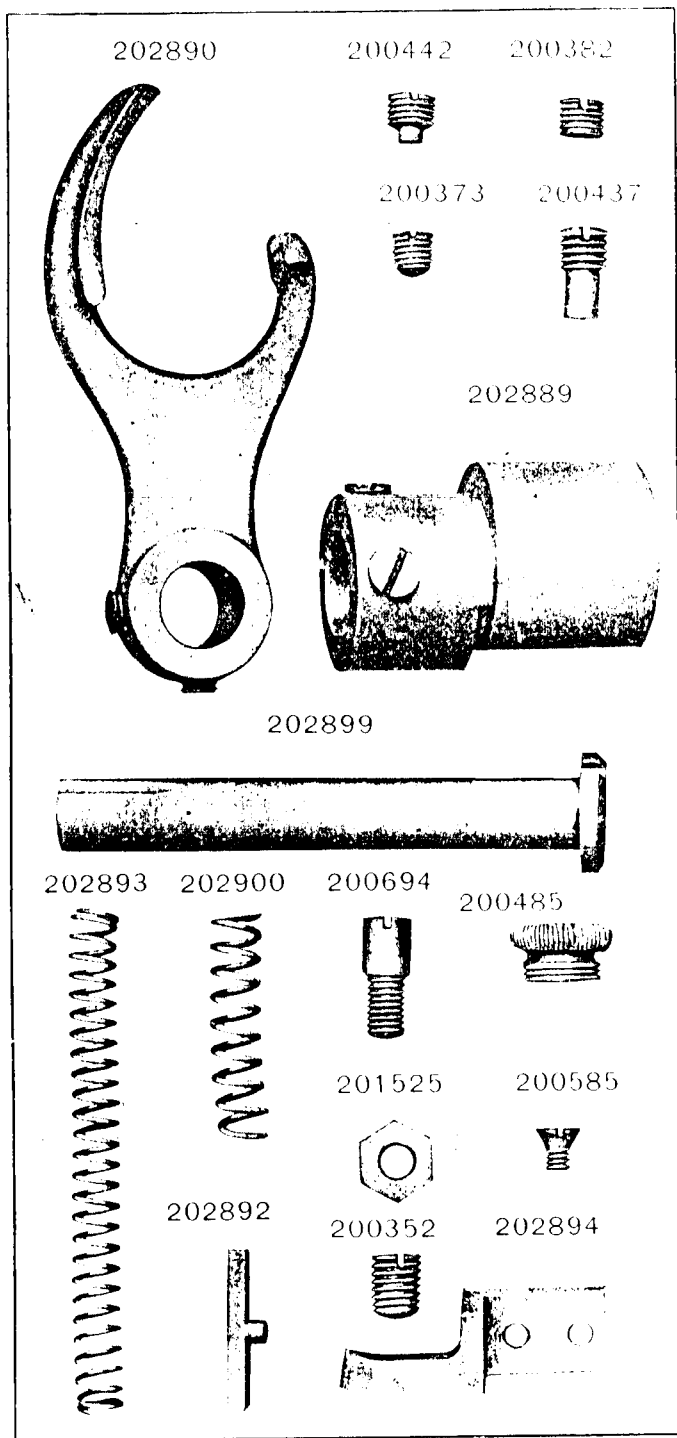


PLATE 10668—FULL SIZE

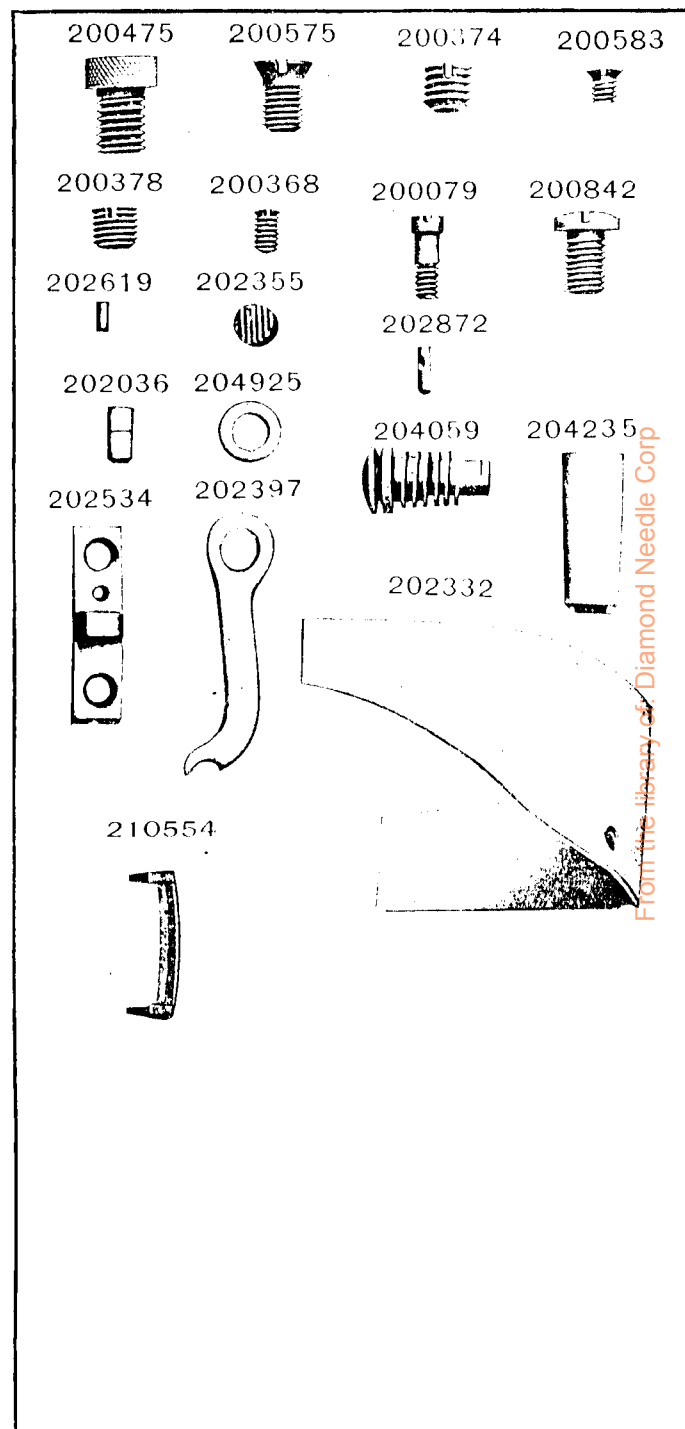



PLATE 10881—FULL SIZE

225461




200082




202104



2102



225462



202407



201499

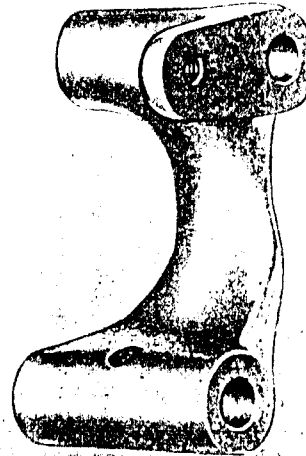


201572



PLATE 10882—FULL SIZE

225453



225455




225438



200380



200056




225456




200299



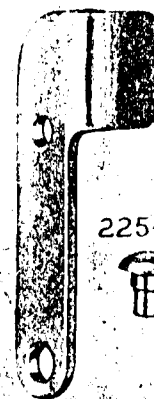
225454



225452



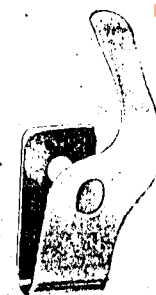
225458



202478



225444



225459



225460



From the library of: Diamond Needle Corp

PLATE 10883 ONE-FOURTH SIZE



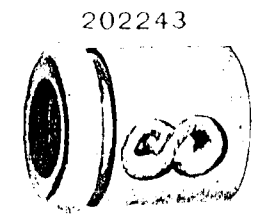
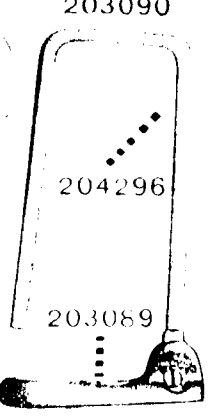
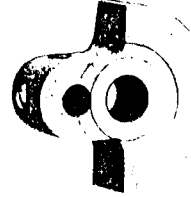

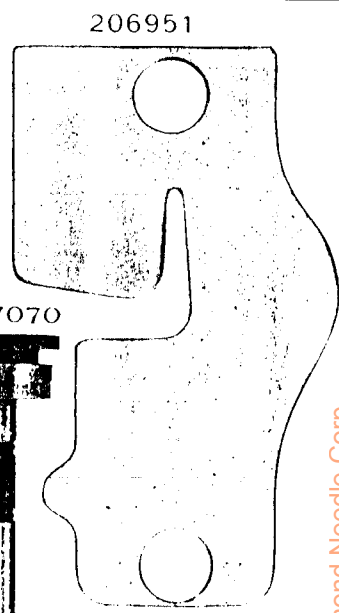
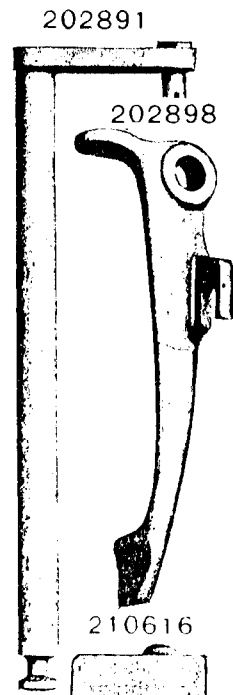


PLATE 10947-ONE-HALF SIZE



From the library of: Diamond Needle Corp

PLATE 10948—ONE-HALF SIZE

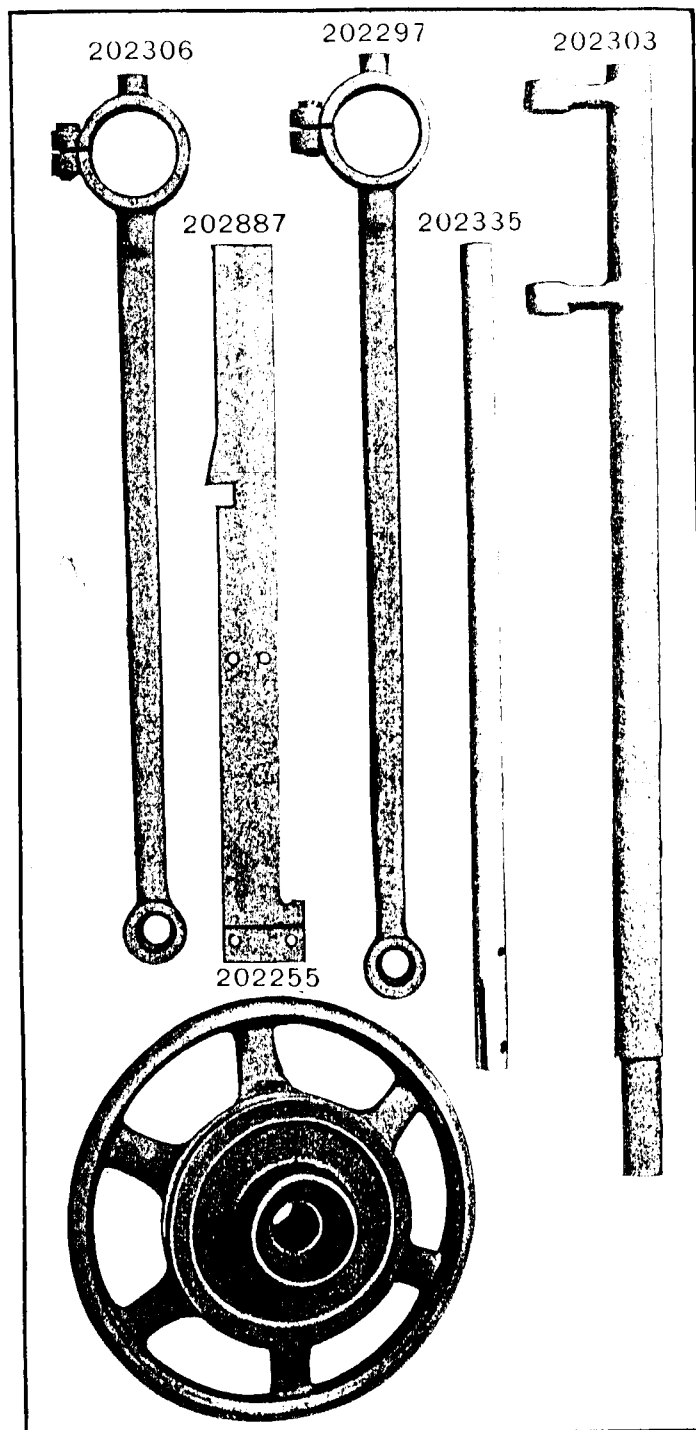
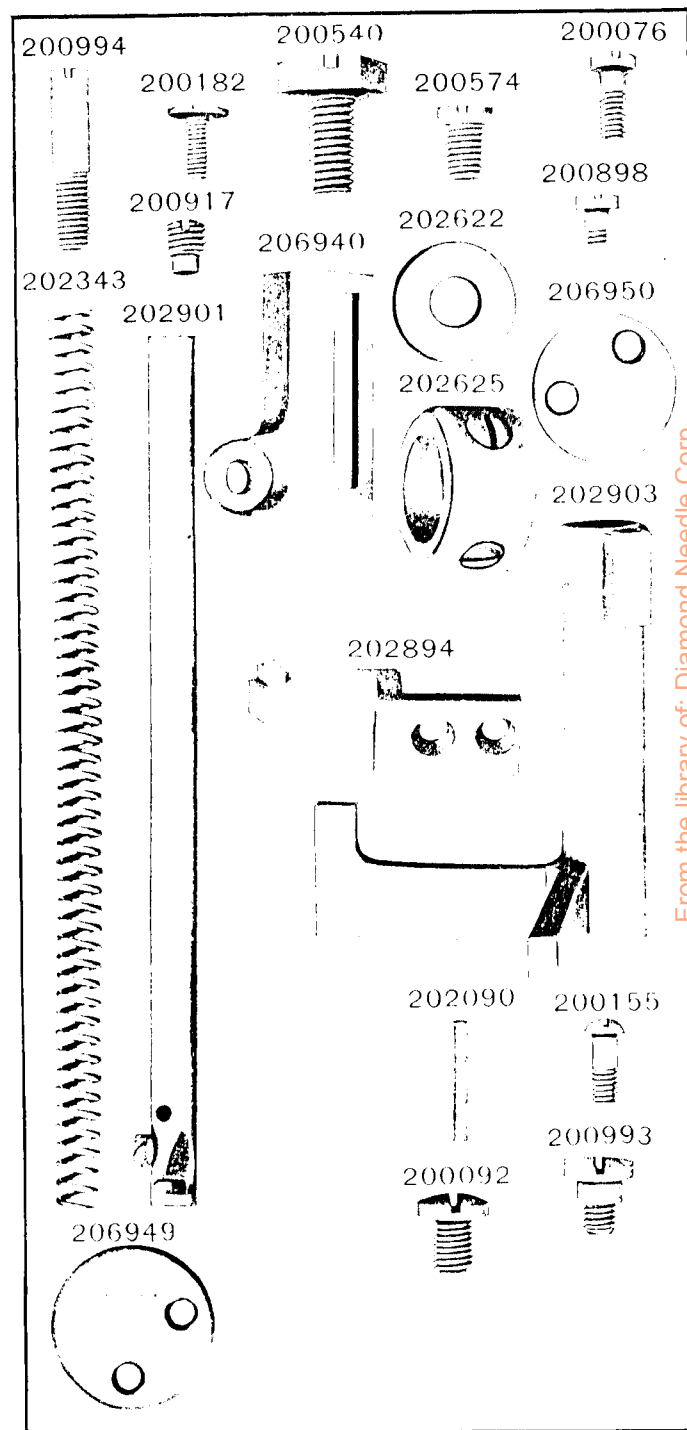


PLATE 10949—FULL SIZE



From the library of: Diamond Needle Corp

PLATE 10951-FULL SIZE

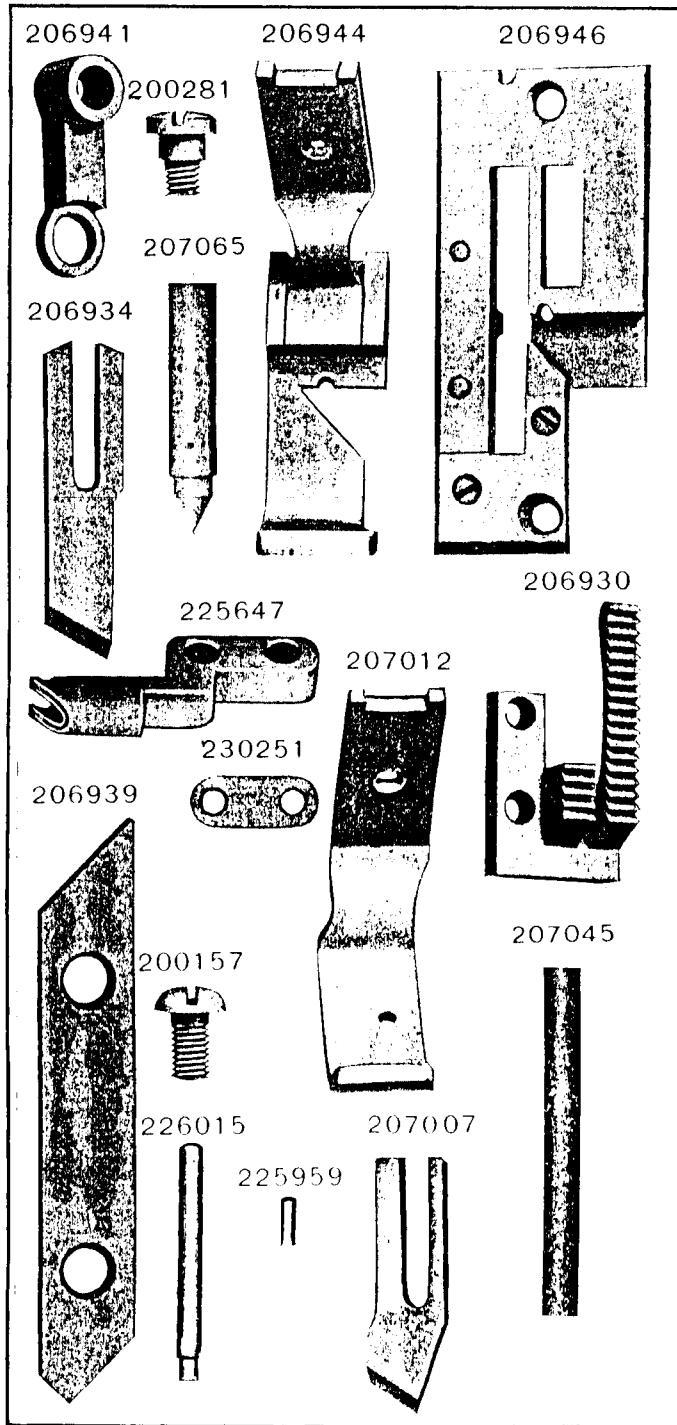
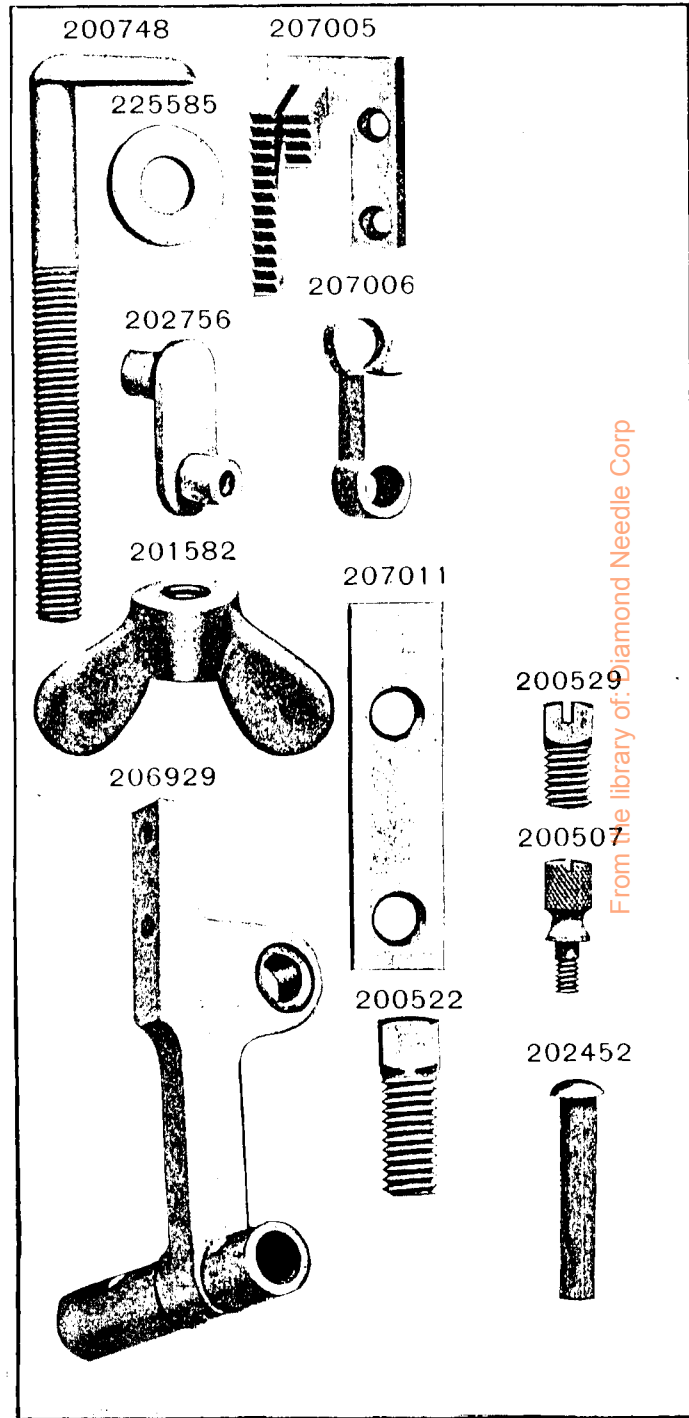


PLATE 10953-FULL SIZE



From the library of: Diamond Needle Corp

PLATE 10954 ONE-HALF SIZE

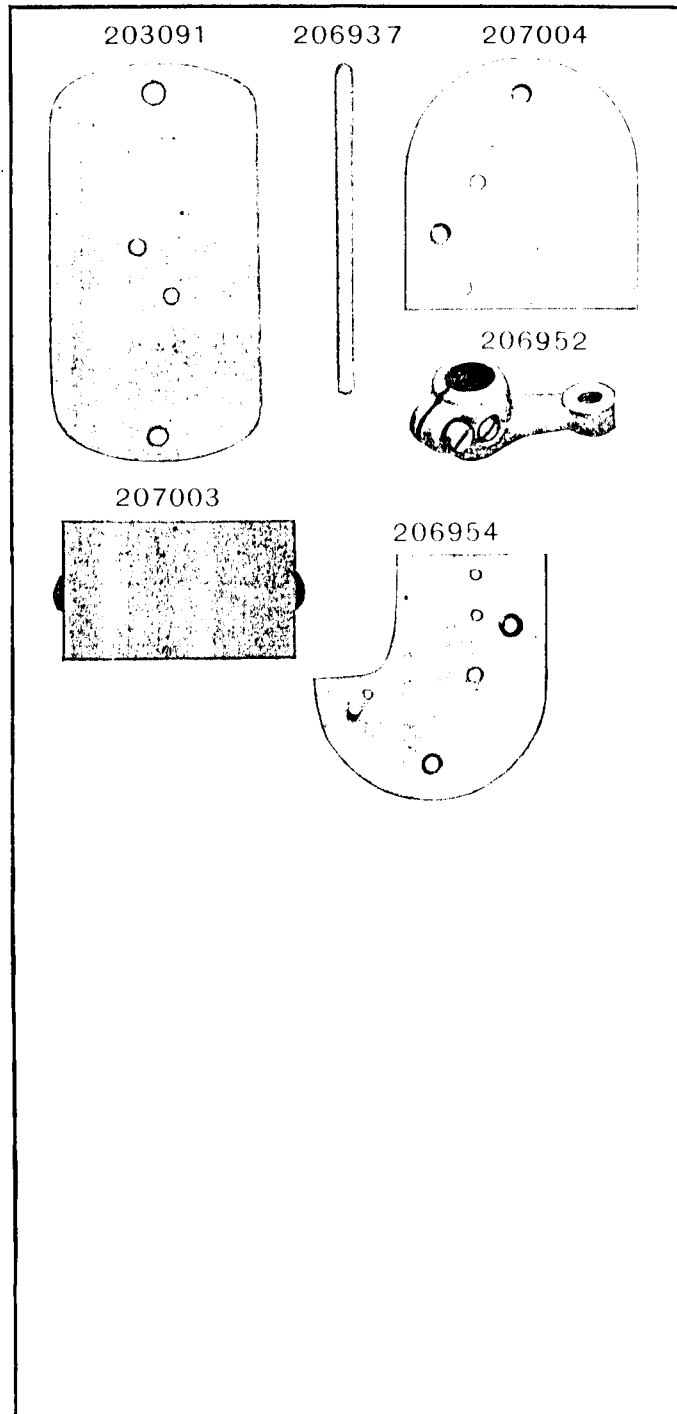


PLATE 10955—ONE-FOURTH SIZE

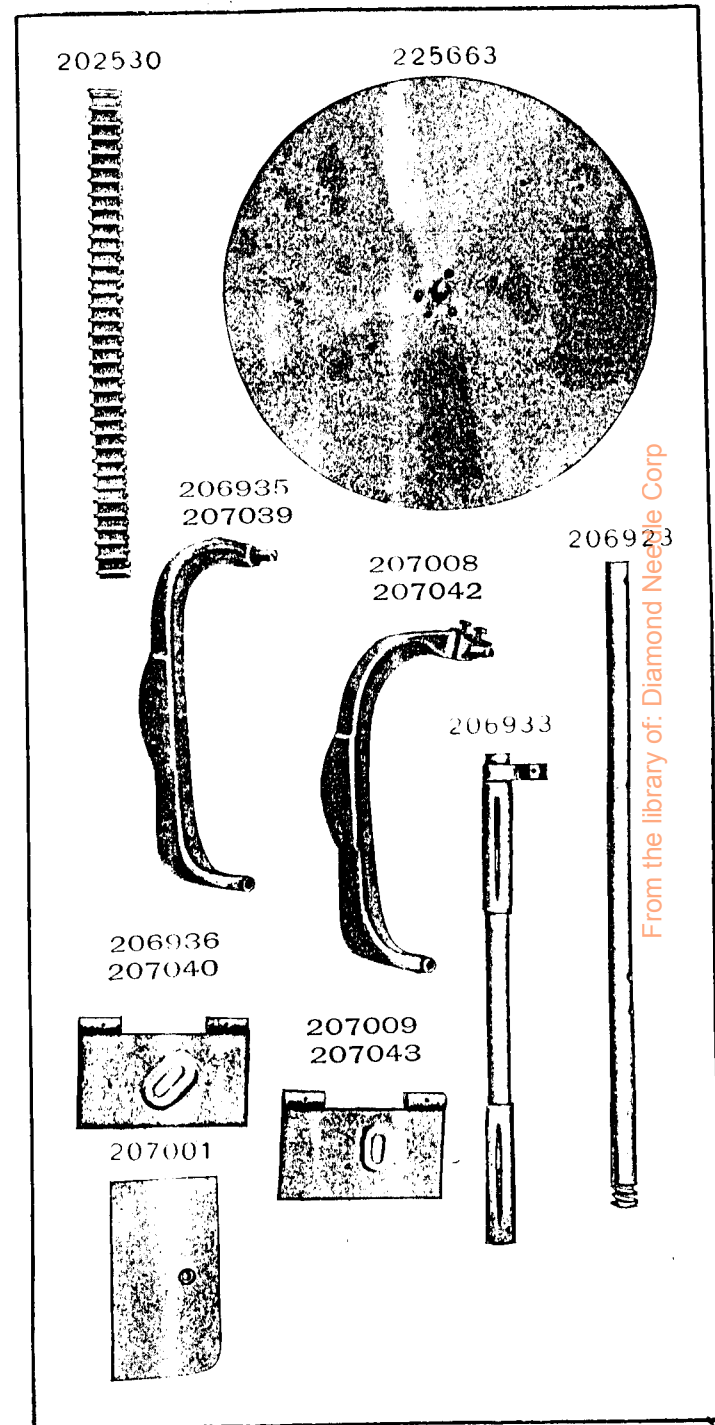

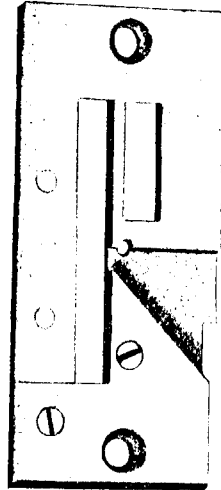


PLATE 10956—FULL SIZE


206958



206961



207018



225665

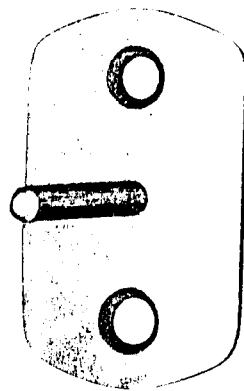


PLATE 10957—ONE-HALF SIZE

200457



200473



200394



200387



201510



204101




206963




206966




206965



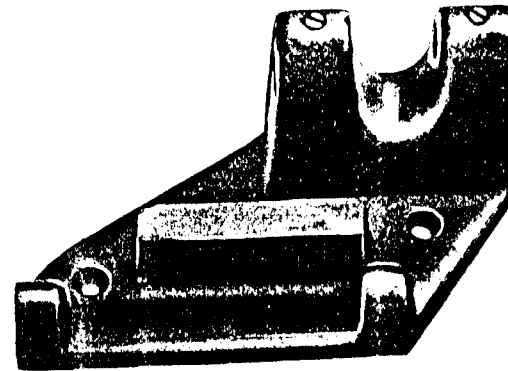
206967




206962



206964



207026



From the library of: Diamond Needle Corp

PLATE 10958—ONE-FOURTH SIZE

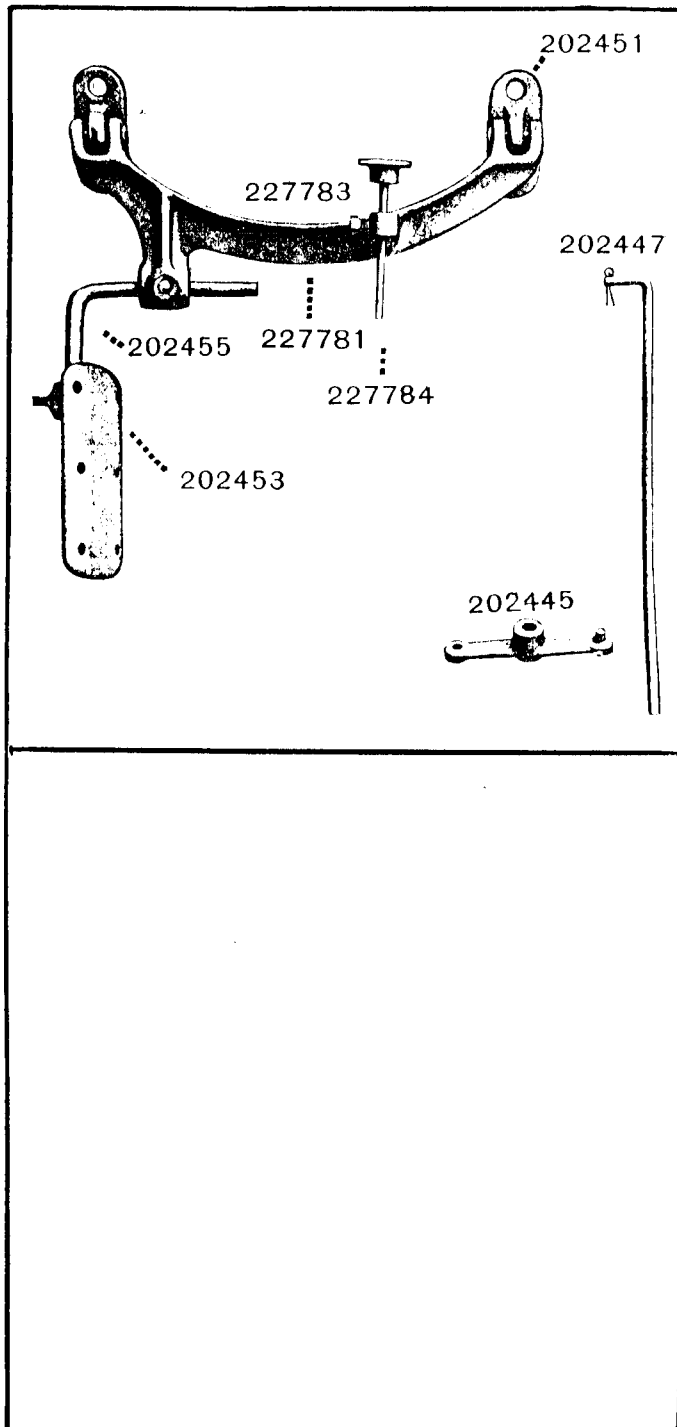
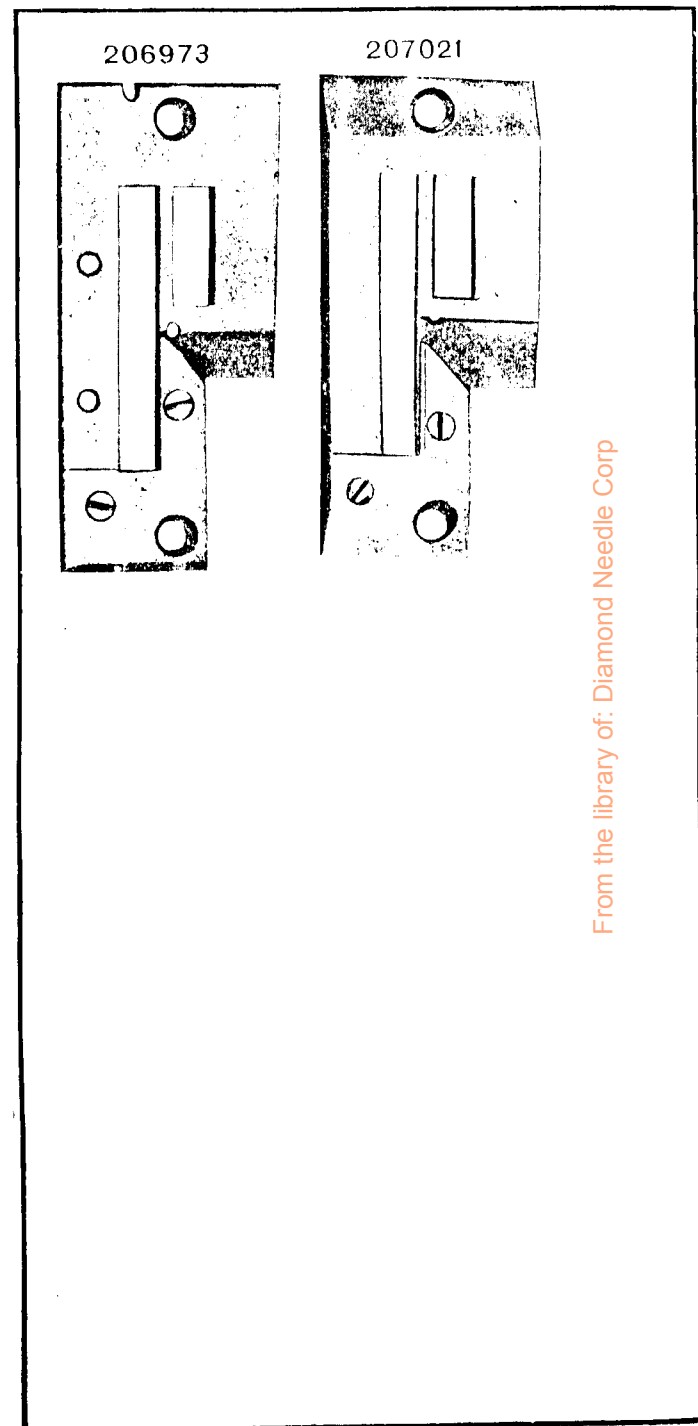


PLATE 10960—FULL SIZE



From the library of: Diamond Needle Corp

PLATE 10964--FULL SIZE

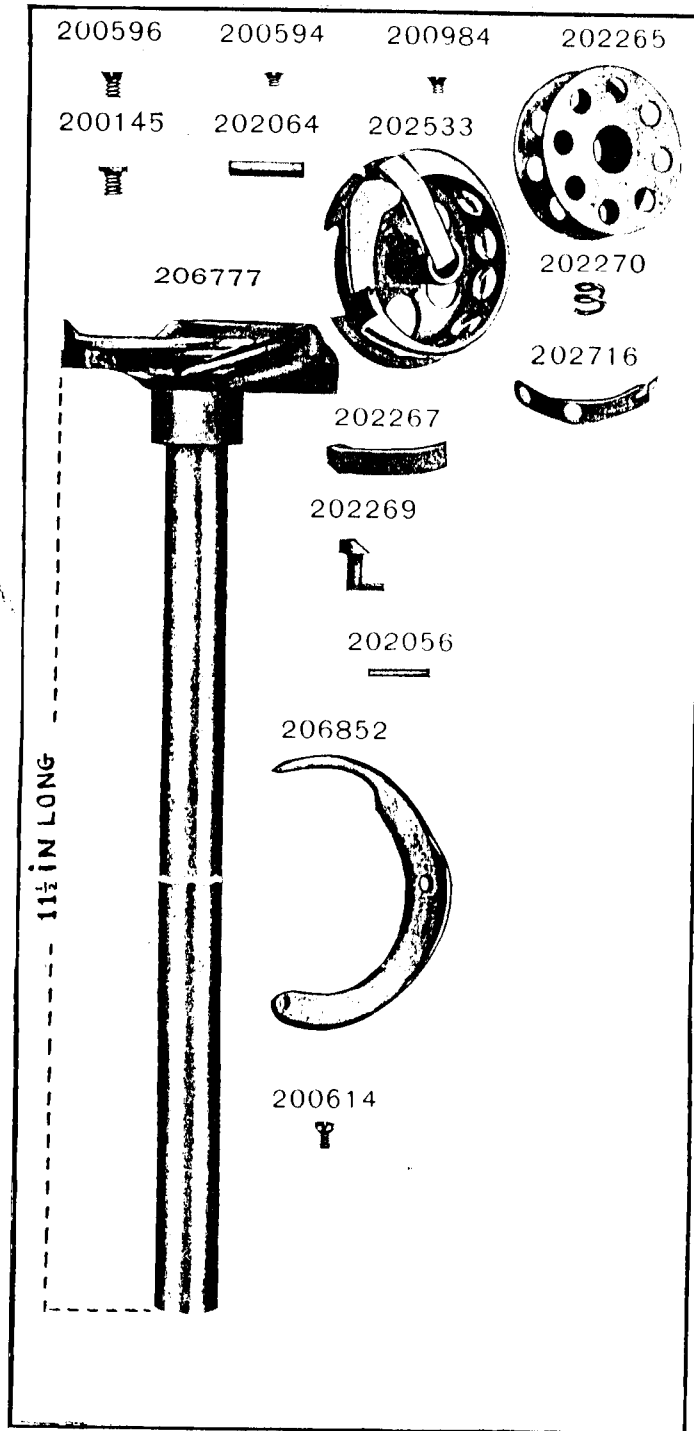
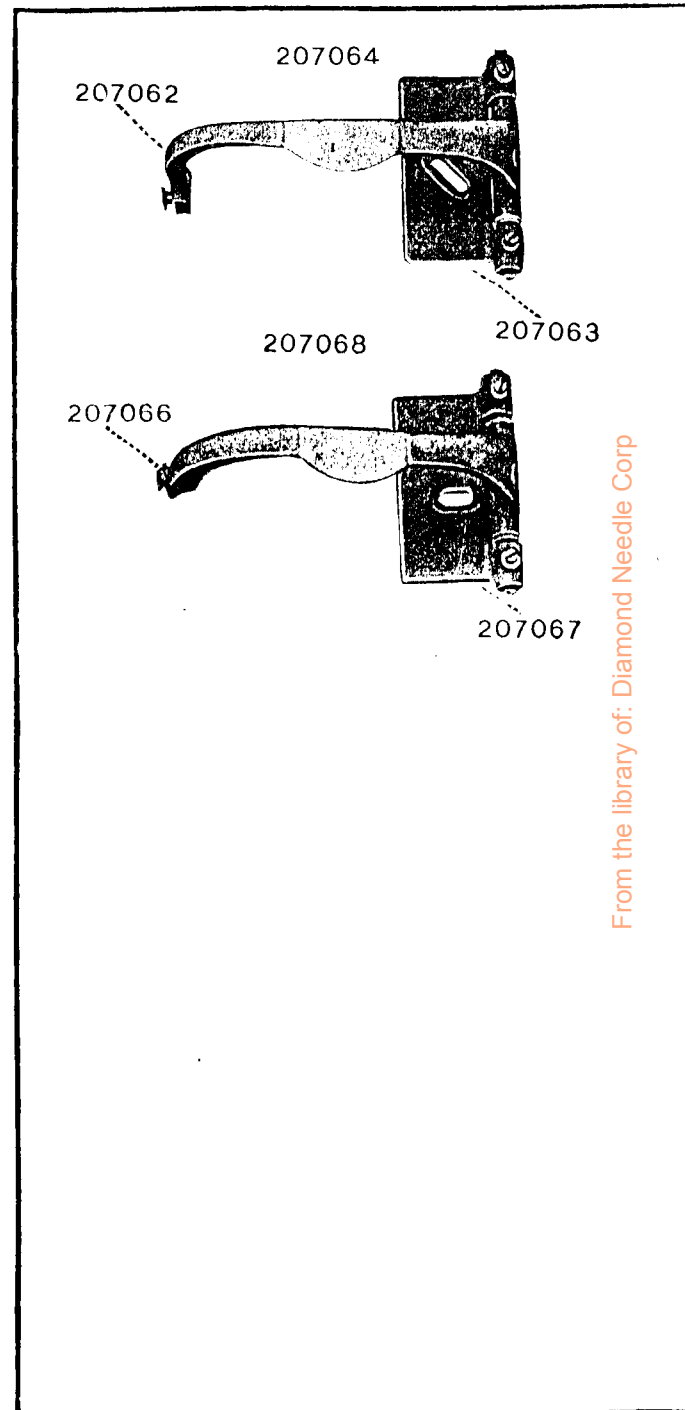


PLATE 10967--ONE-FOURTH SIZE



From the library of: Diamond Needle Corp

PLATE 10968—FULL SIZE

230471 200413 200526 200466 200061

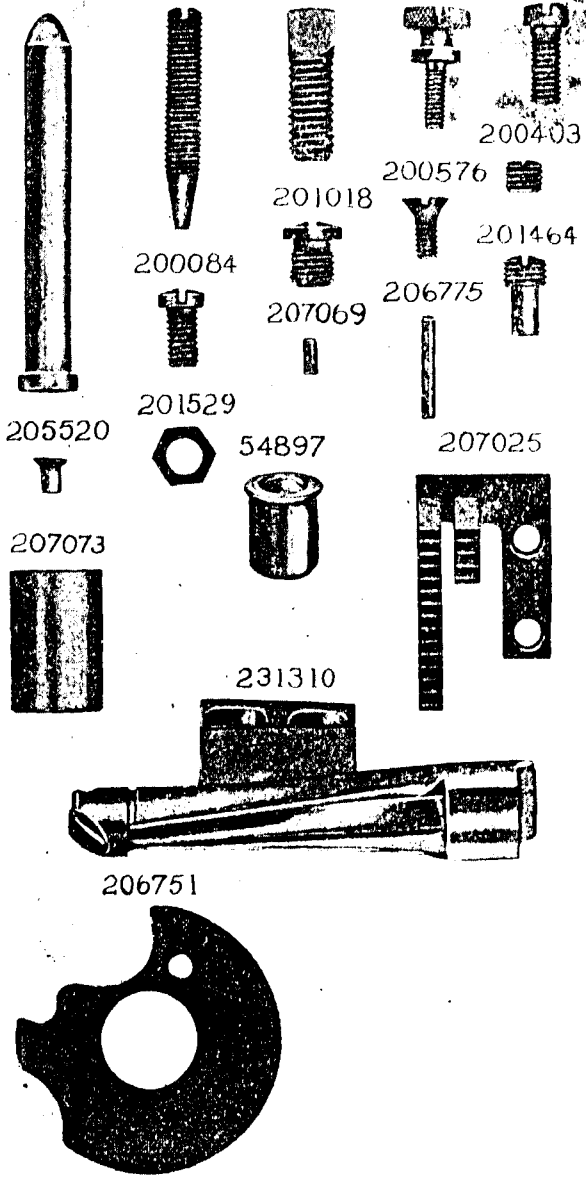
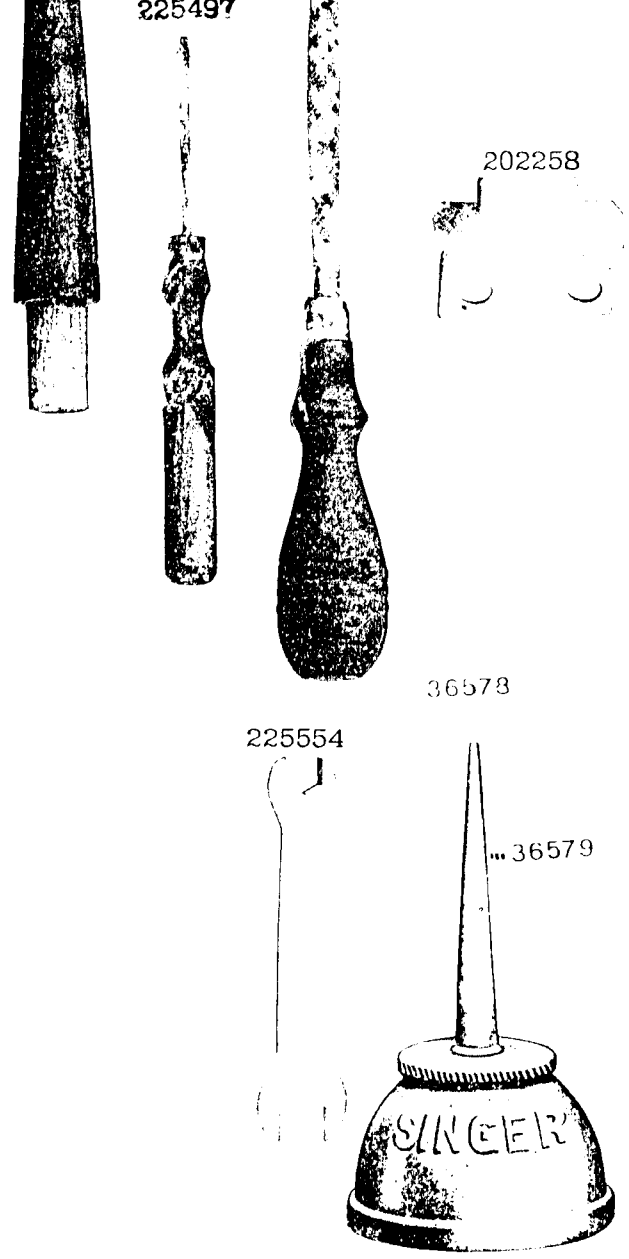


PLATE 12345—ONE-HALF SIZE

41400 225497 225498



From the library of: Diamond Needle Corp